

3E - Northeastern Minnesota Synod

Your Synod at a Glance

1. Summary of Congregational Statistics: CD160 (Congregation Finances as of Dec 31, 2017), CD170 (Summary of Congregational Statistics as of 12/31/2017), and CD180 (Summary of Congregational Information as of 12/31/2017).
2. Select Congregational Statistics – Includes the size, location, and attendance trend data for congregations within the synod.
3. Synod Trend Report - Synod Trend Report showing the baptized membership, average attendance and giving for the synod from 2011 to 2017.
4. Size of all ELCA Congregations – Distribution of all ELCA congregations based on average attendance.
5. Congregation Size/Type by Synod – Distribution of congregations by average attendance for each synod.
6. Congregation Growth/Decline by Synod – Congregations growing, declining, or remaining stable based on changes in average attendance from 2015 to 2017 by region.
7. Average Worship Attendance by Synod – Congregations ranked in descending order based on average attendance.
8. Racial/Ethnic Distribution of Active Participants Compared with ZIP code – Compares the congregation's ethnic/racial distribution to their ZIP code.
9. Number of Baptisms by Synod - Ranking of congregations based on child and adult baptisms.
10. Synod Demographics – Includes population projections and many characteristics for the synod's territory.
11. Giving per Average Attendance - Looks at the amount of regular giving, designed giving, mission and non-mission support benevolence per attendee for each region.
12. Map – Map of Projected Change in Population by ZIP Code and Change in Average Attendance for the synod.
13. Community Context – Community context of congregations in ELCA synods, based on the parochial forms.
14. Scatter grams – Trend charts by Total Giving and Worship Attendance showing the change in percent total giving and percent worshipping attendance from 2009 to 2013 and 2013 to 2017.
15. Average Attendance, Active Participants and Baptized Members, by Congregation – Shows the average attendance, active participants and baptized members for each congregation in the synod.

If you have any questions about the data, or would like more information, please email daniel.taylor@elca.org.

3E Northeastern Minnesota Synod, ELCA

Cong ID	Congregation Name and City	Regular Giving	Total Receipts	Total Indebtedness	Current Operating Expenses	Mission Support	Non-Mission Support	Total Disbursements
Conference: 01 Lake Superior								
02909 *	Concordia, Duluth	174,000	189,289	0	162,269	13,000	3,000	178,269
02910	Elim, Duluth	174,791	253,652	0	234,502	1,777	9,092	245,371
02911	Family Of God, Duluth	162,949	232,107	202,683	173,690	8,900	7,886	241,927
11490	First, Duluth	800,252	916,181	718,028	713,172	60,000	67,850	963,353
02912	French River, Duluth	195,409	198,810	0	193,726	7,213	4,177	205,116
02913	Gloria Dei, Duluth	293,683	887,139	0	212,728	25,640	17,424	257,109
02915	Holy Cross, Duluth	174,591	235,203	487	209,089	11,868	1,916	223,136
11491	Kenwood, Duluth	207,000	222,000	301,399	146,300	900	3,964	197,278
02914	Lutheran Church Of The Good Shepherd, Duluth	456,433	642,391	0	451,979	20,000	11,352	641,154
11492 *	Our Saviors, Duluth	128,891	162,094	0	123,916	5,400	8,806	138,122
31249 *	Spirit Of God, Duluth						0	0
11493	Trinity, Duluth	198,037	231,252	31,112	205,987	4,418	5,495	217,400
30730	Waters of Life, Duluth	199,204	664,570	1,031,529	557,645	7,000	3,815	659,344
11514	Zion, Finland	57,800	67,850	0	43,600	1,200	550	62,750
11537	Bethlehem, Grand Marais	217,519	333,330	0	251,849	9,045	9,914	270,808
11486	Grace, Hermantown	205,469	270,130	450,499	224,319	14,605	1,510	294,121
02918	Salem, Hermantown	217,135	266,805	344,763	203,081	15,720	12,608	282,881
11562	Trinity, Hovland	106,071	251,517	0	101,258	5,750	5,776	266,583
11568	Knife River, Knife River	114,003	146,858	0	94,465	9,780	12,498	130,304
11578	Lutsen, Lutsen	94,493	124,686	0	118,490	6,480	5,300	130,270
02921	First, Meadowlands	29,324	55,316	0	41,940	1,320	855	62,315
31248	United Lutheran Church Of Proctor, Proctor	168,159	195,017	0	167,657	5,192	5,520	186,234
02925	Bethlehem Lutheran Church - Twig, Saginaw	71,640	71,640	0	83,531	0	1,250	84,781
11676	Bethlehem, Two Harbors	185,650	251,377	0	191,711	16,708	13,631	276,243
02926	Emmanuel, Two Harbors	181,372	247,422	0	192,469	3,600	8,746	241,047
11464	Our Saviour, Two Harbors	38,167	45,361	0	38,529	4,500	7,000	64,199
	Conference Totals	\$4,852,042	\$7,161,997	\$3,080,500	\$5,137,902	\$260,016	\$229,935	\$6,520,115
Conference: 02 Laurentian								
11431	Our Savior, Aurora	71,579	86,134	0	69,000	6,600	3,661	79,261
02963	St Mark's, Aurora	69,835	111,774	0	80,200	2,146	2,051	87,897
02943	Evangelical, Babbitt	55,459	76,301	0	73,801	3,953	7,527	85,281
02945	First, Buhl	17,647	24,582	0	27,239	100	1,183	28,522
02946	Faith, Chisholm	53,587	75,989	0	66,344	2,500	8,065	76,909
11445	Bear River, Cook	20,464	26,979	0	21,418	1,100	2,512	25,030
11471	Trinity, Cook	208,854	412,277	546,256	256,690	8,700	4,742	376,960

Evangelical Lutheran Church in America
Form A - Congregation Finances as of December 31, 2017

3E Northeastern Minnesota Synod, ELCA

Cong ID	Congregation Name and City	Regular Giving	Total Receipts	Total Indebtedness	Current Operating Expenses	Mission Support	Non-Mission Support	Total Disbursements
02950	Grace, Ely	179,086	194,084	0	143,448	18,000	4,252	171,004
30592	Hope, Embarrass	58,670	58,817	0	55,465	1,875	0	57,340
07162	United In Christ, Eveleth	293,521	306,660	393,087	281,860	16,000	7,164	364,062
02956	First, Hibbing	267,268	273,469	0	197,779	15,571	33,101	271,986
02957	Holy Trinity, Hibbing	35,531	41,378	0	63,079	857	2,024	165,960
11559	Our Savior, Hibbing	349,308	453,515	0	331,531	22,407	49,082	424,632
11563	Faith, Hoyt Lakes	70,431	82,818	0	68,644	3,764	3,339	81,947
02959	First, International Falls	179,152	227,033	0	170,121	13,200	11,946	213,064
11564	Zion, International Falls	154,924	206,503	55,694	194,234	0	3,291	201,689
07432*	Faith United, Iron	106,472	127,016	0	20,218	4,000	7,245	61,569
11566	Congregation of the Good Shepherd, Keewatin	26,056	28,554	0	26,998	630	200	28,458
11575	Littlefork, Littlefork	134,088	150,739	0	123,053	2,500	7,888	133,441
02961	Bethany, Loman	27,901	65,816	0	55,341	1,620	5,066	62,027
02962	Messiah, Mountain Iron	160,122	178,053	178,053	162,583	6,500	5,723	174,806
11654	Silverdale, Silverdale	0	0	0	0	0	0	0
02964*	St Paul, Soudan	30,456	33,900	0	26,067	1,200	0	29,267
02924	Hope, Toivola	40,382	46,410	0	30,244	1,500	3,302	35,916
02967	Immanuel, Tower	137,112	164,565	0	129,458	9,217	20,504	178,343
02968	Gethsemane, Virginia	183,932	202,436	0	195,310	7,500	2,570	205,380
11688	Our Savior, Virginia	217,537	290,352	0	229,015	8,129	11,098	269,619
	Conference Totals	\$3,149,374	\$3,946,154	\$1,173,090	\$3,099,140	\$159,569	\$207,536	\$3,890,370

Conference: 03 Living Waters

11452	Grace Community Church, Bigfork	97,937	123,814	299,467	98,235	3,900	363	114,911
30189	Bethel-Trinity, Bovey	73,034	78,888	0	57,194	5,714	6,821	100,254
11456*	Zion, Boy River	10,436	17,500	0	10,991	420	0	12,822
02903	Immanuel, Brookston	0	0	0	27,571	0	0	27,571
11463	Trinity, Cass Lake	94,147	105,288	0	84,347	5,844	4,227	102,810
11424	Faith, Culver	21,847	30,591	0	34,343	0	2,492	45,572
02948	Bethany, Deer River	127,908	127,908	92,622	101,687	0	11,520	126,725
02966	Suomi Evangelical, Deer River	44,115	69,065	0	37,260	3,521	2,447	46,516
11496	Effie Fredheim, Effie	46,094	46,094	0	32,067	1,912	3,687	39,554
11502	Our Savior, Federal Dam	24,987	27,904	0	21,890	500	2,000	24,390
16312	St. Andrew's, Grand Rapids	352,800	394,207	194,740	304,509	3,000	4,750	357,550
02955	Zion, Grand Rapids	607,872	842,791	943,525	442,315	38,204	7,453	684,290
16114*	St Paul's, Hackensack	132,279	146,149	0	134,144	5,880	9,922	149,946
07615	Carmel, Jacobson	30,023	34,898	0	35,323	3,062	1,502	39,887
11577	Salem, Longville	209,316	246,446	0	224,425	13,200	6,888	244,513

**Evangelical Lutheran Church in America
Form A - Congregation Finances as of December 31, 2017**

3E Northeastern Minnesota Synod, ELCA

Cong ID	Congregation Name and City	Regular Giving	Total Receipts	Total Indebtedness	Current Operating Expenses	Mission Support	Non-Mission Support	Total Disbursements
11596 *	Nashwauk, Nashwauk	49,992	82,146	0	53,448	4,097	4,179	86,599
11612	Our Savior, Outing	134,966	179,876	0	120,299	16,200	5,953	180,292
11635	Bethany, Remer	43,260	72,795	0	73,518	4,326	10	85,573
07574	Jesse Lake, Talmoon	79,000	128,025	49,000	14,500	4,278	750	42,309
11690	Hope, Walker	430,500	525,920	0	405,401	30,000	12,360	447,761
02969	Bethel, Warba	43,198	46,078	0	46,812	2,780	668	61,010
	Conference Totals	\$2,653,711	\$3,326,383	\$1,579,354	\$2,360,279	\$146,838	\$87,992	\$3,020,855
Conference: 04 Heartland								
02970	Bethesda, Aitkin	44,611	47,175	0	46,244	1,920	1,070	50,895
02971	Bethlehem, Aitkin	93,268	105,289	0	95,860	3,300	2,292	103,793
02972	First, Aitkin	438,852	649,570	399,269	393,662	36,776	65,601	644,075
03223	St John Lutheran Church Of Cedar Brook, Aitkin	92,656	97,760	0	69,451	5,237	6,916	81,604
11626	Bethlehem, Backus	16,965	21,062	0	19,527	350	0	19,877
30070	Lord Of Life, Baxter	553,725	627,335	882,844	490,039	20,179	16,512	636,772
02973 *	Emanuel, Bock	79,337	79,337	0	82,688	1,860	475	85,123
16066	Bethel, Brainerd	32,640	34,327	0	30,044	400	1,810	32,254
11457	Bethlehem, Brainerd	374,194	377,106	0	356,819	6,660	14,541	378,020
02975	First, Brainerd	531,977	633,958	1,026,133	366,587	27,536	25,161	600,251
11458	Trinity, Brainerd	518,547	700,333	1,108,529	555,924	12,000	23,845	700,333
02977	Crosslake, Crosslake	520,680	649,760	0	439,583	51,105	95,388	685,594
07163	Bethany, Cushing	94,000	94,000	89,000	107,000	7,200	3,200	117,400
02978	Salem, Deerwood	620,196	1,297,563	1,603,355	694,776	34,557	93,940	1,259,502
02974	Light Of The Cross, Garrison	112,830	121,768	0	106,564	1,100	9,717	117,381
02981	Immanuel, Hillman	53,632	104,356	228,340	67,446	1,000	624	105,550
02984	Bethesda, Isle	305,932	380,999	63,645	165,863	7,879	23,544	381,561
02979	Faith, Isle	100	203	1	1	1	1,107	1,112
11785	Holden, Isle	22,977	45,668	0	33,427	1,536	1,521	40,044
02983	Bethel, Little Falls	115,343	153,211	0	86,068	10,775	5,414	148,324
12124	First, Little Falls	401,161	429,109	458,044	331,889	14,400	5,017	406,939
11813	Zion, McGrath	44,052	44,052	0	43,619	1,050	210	44,879
02985	Grace, McGregor	111,536	138,301	7,315	145,640	0	0	145,640
11815	Trinity, Milaca	186,750	216,138	127,248	156,040	15,879	23,098	224,194
02987	Zion, Milaca	157,055	180,567	21,621	179,056	3,000	5,393	190,660
11573 *	Swan Valley, Motley	21,215	24,565	0	23,172	0	0	24,672
11600	Lutheran Church Of The Cross, Nisssa	563,349	594,179	148,800	542,945	56,210	18,666	617,821
02989	Bethany, Onamia	96,426	100,826	0	96,044	2,026	2,000	100,070
02990	Bethel, Palisade	82,617	94,427	0	51,407	619	3,150	55,176

**Evangelical Lutheran Church in America
Form A - Congregation Finances as of December 31, 2017**

3E Northeastern Minnesota Synod, ELCA

Cong ID	Congregation Name and City	Regular Giving	Total Receipts	Total Indebtedness	Current Operating Expenses	Mission Support	Non-Mission Support	Total Disbursements
11621 *	Our Savior's, Pequot Lakes	179,223	351,005	64,000	167,586	18,000	12,000	292,362
02994	Faith Lutheran Church, Swanburg, Pine River	48,495	54,371	0	44,930	1,980	1,595	50,424
11627	First, Pine River	141,220	144,695	0	122,222	3,200	3,390	128,812
11628 *	Maple Hill, Pine River	28,036	32,419	0	24,627	100	525	34,775
11900	Immanuel, Princeton	0	0	0	207,892	0	0	207,892
02992 *	Trinity, Princeton	295,918	417,269	1,024,830	410,100	13,083	11,676	776,266
02995	Gethsemane, Upsala	110,380	133,925	7,148	122,832	2,996	3,258	136,780
	Conference Totals	\$7,089,895	\$9,176,628	\$7,260,122	\$6,877,574	\$363,914	\$482,656	\$9,626,827
Conference: 05 Kettle River								
03040	Bethlehem, Askov	111,417	113,525	0	87,354	1,320	946	165,110
02902 *	Elim Lutheran Church Of Blackhoof, Barnum	55,254	203,125	0	57,121	1,582	1,935	61,838
03042 *	Trinity, Bruno	38,614	46,785	0	41,325	2,300	0	48,694
02904	St Peter, Canyon	15,720	15,945	0	21,447	500	0	21,947
02905	Bethesda Evangelical, Carlton	128,337	135,815	6,000	71,939	8,855	1,525	89,392
11469	Our Saviors, Cloquet	267,660	409,032	20,000	285,167	1,308	15,421	353,764
02906	Zion, Cloquet	179,864	272,009	0	265,012	12,000	13,789	290,801
11472	Bethany, Cromwell	73,919	79,296	0	92,219	2,620	3,979	98,818
03049	Hope, Grasston	38,111	39,314	0	30,988	0	0	30,988
03052	First, Hinckley	190,765	231,668	0	175,826	5,245	6,627	187,698
03053 *	Zion Lutheran Church (Cloverdale), Hinckley	69,000	81,000	1,000	78,000	5,000	1,950	84,950
03056 *	Oak Lake, Kerrick	68,771	69,226	0	57,516	3,000	0	61,875
02920 *	Salem, Mahtowa	79,772	123,561	60,000	104,429	4,473	0	108,902
03059	Zion, Markville	32,170	32,170	0	32,040	1,080	104	33,224
11595 *	Hope, Moose Lake	411,942	443,760	1,574,000	273,296	18,500	7,625	450,441
11872	Calvary, Mora	209,468	225,702	0	220,091	16,338	4,608	257,251
03060	Grace, Mora	364,907	396,450	87,638	313,863	10,972	16,722	371,693
03061	Immanuel, Mora	105,383	107,398	0	112,809	4,833	2,071	119,713
03064 *	Our Redeemer, Pine City	308,416	369,031	69,860	278,931	8,419	28,255	376,571
16278	St John, Saginaw	29,863	32,965	0	10,387	3,000	2,614	16,001
03067	Emmanuel, Sandstone	55,776	58,403	0	49,790	1,100	5,387	56,277
03068	Grace, Sandstone	97,576	111,686	22,430	91,016	10,000	9,317	121,862
11701	Bethlehem, Wright	20,279	25,332	0	11,939	500	19,788	32,702
	Conference Totals	\$2,952,984	\$3,623,198	\$1,840,928	\$2,762,505	\$122,945	\$142,663	\$3,440,512
	Synod Totals	\$20,698,006	\$27,234,360	\$14,933,994	\$20,237,400	\$1,053,282	\$1,150,782	\$26,498,679

3E Northeastern Minnesota Synod, ELCA

Summary of Membership Statistics		2016	2017	Change	Percent	Statistical Analysis	
Totals -- End of Year						Averages per Congregation Reporting	
Congregations	134	133	-1	-0.75			
Congregations - Organized	134	133	-1	-0.75			
Congregations - Under Development	0	0	0	----			
Congregations - Filed Form A	114	113	-1	-0.88			
Baptized Members	58,723	56,501	-2,222	-3.78	Baptized Members (/131)		431
Confirmed Members	43,980	42,720	-1,260	-2.86	Confirmed Members (/131)		326
 						Vitality - Congregation Description	
Analysis of Membership Gains and Losses						(Averages) *	
Baptized Members -- Received							
By Baptism - Children Under Age 16	584	528	-56	-9.59	Worship Nurtures People's Faith		4.53
By Baptism - Adults Age 16 and Older	35	31	-4	-11.43	Clear Sense of Mission		3.72
By Affirmation of Faith	399	417	18	4.51	Excitement About the Future		3.89
By Transfer	515	725	210	40.78	Positive Force in the Community		4.20
From Other Sources and Stat Adjs	115	164	49	42.61	Ready to Try Something New		3.45
Baptized Members -- Total Received	1,648	1,865	217	13.17	Works for Social Justice/Advocacy		3.21
					Helps Deepen Relationship with God		4.12
Baptized Members -- Removed							
By Death	653	667	14	2.14	Vitality - Congregation Strengths		
By Transfer	481	519	38	7.90	(Averages) *		
For Other Reasons and Stat Adjs	1,859	2,940	1,081	58.15	Building Member Relationships		4.07
Baptized Members -- Total Removed	2,993	4,126	1,133	37.85	Incorporating Newcomers		3.92
Baptized Members Confirmed	654	464	-190	-29.05	Seeking/Using Member Gifts		3.59
Active Participants	35,424	33,827	-1,597	-4.51	Equipping Members to Share Faith		3.20
					Addressing Social Concerns		3.96
Analysis of Membership Gains and Losses							
Total Weekly Worship Attendance	12,680	12,196	-484	-3.82	Managing Disagreements		3.61
Avg Attendance per Cong	96	93	-3	-3.13	Interacting with Local Community		4.09
PCT Bapt Mbrs Attending Worship	21.59	21.59	0.00	0.00	Live Out Faith in Their Daily Lives		3.86

* Congregation Description Averages Range: Hardly at All(1) - Very Well(5); Congregation Strengths Averages Range: Poor(1) - Great(5)

3E Northeastern Minnesota Synod, ELCA

Summary of Financial Statistics	2016	2017	Change	Percent	Statistical Analysis	
Totals -- End of Year					Averages per Congregation Reporting	
Total Receipts	27,093,394	27,234,360	140,966	0.52	Total Receipts (/129)	211,119.07
Total Disbursements	26,160,919	26,498,679	337,760	1.29	Total Disburse (/131)	202,279.99
Total Indebtedness on Dec 31	17,389,142	14,933,994	-2,455,148	-14.12	Total Indebtedness (/42)	355,571.29
Projected Mission Support	980,857	1,042,448	61,591	6.28		
Average Total Giving / Bapt Member	418.86	426.39	7.53	1.80	Percent Congs With No Debt	68.70
Average Total Giving / Conf Member	559.27	563.94	4.67	0.84		
Detail of Financial Statistics - Receipts						
Regular Giving by Members	21,038,753	20,698,006	-340,747	-1.62		
Designated Giving by Members	3,557,895	3,393,711	-164,184	-4.61		
Earned Income (any source)	1,101,664	1,175,461	73,797	6.70		
Grants (any source)	57,884	49,972	-7,912	-13.67		
All Other Receipts	1,337,198	1,917,210	580,012	43.38		
Detail of Financial Statistics - Disbursements						
Current Operating Expenses	20,208,665	20,237,400	28,735	0.14	Current Operating Expenses	76.38
Capital Improvements	685,532	1,343,733	658,201	96.01	Capital Improvements	5.07
Payments on Debts	2,182,340	2,132,553	-49,787	-2.28	Payments on Debts	8.05
Mission Support	1,034,150	1,053,282	19,132	1.85	Mission Support	3.98
Other Synod Benevolence	190,603	215,858	25,255	13.25	Other Synod Benevolence	0.81
Other CWO Benevolence	142,635	91,902	-50,733	-35.57	Other CWO Benevolence	0.35
Benevolence - Another Country	128,811	110,762	-18,049	-14.01	Benevolence - Another Country	0.42
Benevolence - Camps	160,512	162,073	1,561	0.97	Benevolence - Camps	0.61
Benevolence - Colleges	9,818	10,565	747	7.61	Benevolence - Colleges	0.04
Benevolence - Seminaries	26,383	16,976	-9,407	-35.66	Benevolence - Seminaries	0.06
Benevolence - Social Service	142,031	150,085	8,054	5.67	Benevolence - Social Service	0.57
Benevolence - Campus Ministry	17,845	7,045	-10,800	-60.52	Benevolence - Campus Ministry	0.03
Benevolence - Other Direct Recipient	312,086	385,516	73,430	23.53	Benevolence - Direct Recipient	1.45
Subtotal Non-Mission Supt Benev	1,130,724	1,150,782	20,058	1.77	Subtotal Non-Mission Supt Benev	4.34
Other Expenses & Realized Losses	916,511	578,710	-337,801	-36.86	Other Expenses & Realized Losses	2.18

3E Northeastern Minnesota Synod, ELCA

Congregations Reporting Ethnic Active Participants *		2017	Percent of Congregations Reporting Ethnic Active Participants	
African American/Black		23	African American/Black	17.29
African National/African-Caribbean		6	African Nat'l/African-Caribbean	4.51
American Indian/Alaska Native		35	American Indian/Alaska Native	26.32
Arab/Middle Eastern		3	Arab/Middle Eastern	2.26
Asian/Pacific Islander		25	Asian/Pacific Islander	18.80
Latino/Hispanic		15	Latino/Hispanic	11.28
Multi-racial		28	Multi-racial	21.05
White/Caucasian		123	White/Caucasian	92.48
Other		8	Other	6.02
Total Ethnic Active Participants			Percent Ethnic Active Participants	
African American/Black		60	African American/Black	0.19
African National/African-Caribbean		12	African Nat'l/African-Caribbean	0.04
American Indian/Alaska Native		76	American Indian/Alaska Native	0.24
Arab/Middle Eastern		5	Arab/Middle Eastern	0.02
Asian/Pacific Islander		73	Asian/Pacific Islander	0.23
Latino/Hispanic		47	Latino/Hispanic	0.15
Multi-racial		256	Multi-racial	0.80
White/Caucasian		30,813	White/Caucasian	96.55
Other		572	Other	1.79

* Racial/ethnic data was not collected in 2016.

3E Northeastern Minnesota Synod, ELCA
 (110 Congs Filed)

C30 Educational Ministry Provided

Christian Education

Yes 102 No 7 No Resp 1
 Students..... 4,959

Vacation Bible School

Yes 78 No 30 No Resp 2
 Students..... 3,098

C33 Number of Households Giving

Giving Units..... 12,549
 No Response Provided..... 9

C34 Participated in "God's Work. Our Hands."
 Sunday, The Day of Service in September

Yes 51 No 55 No Resp 4

C36 Congregation Offers Organized
 Women's Activities or Ministries

Yes 100 No 9 No Resp 1

C37 Congregation Engaged in Advocacy for
 Migrants

Yes 6 No 102 No Resp 2

C32 Disability Assistance Provided

Building Wheelchair Access..... 97
 Braille Worship Materials..... 2
 Large Print Worship Materials... 71
 Assistive Hearing Devices..... 58
 Sign Language Interpreters..... 1
 Mental Health Ministries..... 1
 Developmental Disabilities..... 4
 No Assistance Provided..... 2
 No Response to Any..... 1

C35 Congregation Management
 Software/Service Used

ACS Technologies..... 2
 Church Windows..... 7
 Concordia Technology Solutions... 11
 Icon Systems..... 7
 Other..... 47
 No Software Used..... 29
 No Response to Any..... 7

C38 Advocacy Types Engaged

Education and Conversation..... 52
 Voter Registration Drives..... 2
 Letters to Elected Decision-Makers.. 5
 Regional/Natl Advocacy Network..... 10
 No Response to Any..... 57

C31 Languages in which Liturgies are Regularly Conducted

Amharic..... 0	English..... 110	Lakotah..... 0	Slovak..... 0
Anyuak..... 0	Finnish..... 0	Lao..... 0	Spanish..... 0
Arabic..... 0	French..... 0	Latvian..... 0	Swahili..... 0
Batak..... 0	German..... 0	Maban..... 0	Swedish..... 0
Burmese..... 0	Hmong..... 0	Mandarin..... 0	Tagalog..... 0
Cambodian..... 0	Indonesian..... 0	Norwegian..... 0	Taiwanese..... 0
Cantonese..... 0	Inupiat..... 0	Nuer..... 0	Tamil..... 0
Cherokee..... 0	Japanese..... 0	Oromo..... 0	Telugu..... 0
Creole..... 0	Kiswahili..... 0	Paiute..... 0	Thai..... 0
Danish..... 0	Korean..... 0	Portuguese..... 0	Tigrinya..... 0
Dinka..... 0		Sign..... 0	Vietnamese..... 0

Select Congregational Statistics 3E Northeastern Minnesota Synod, ELCA

CongID	Congregation	City	State	DataYearA	Size	Average Attendance								% change	status
						2010	2011	2012	2013	2014	2015	2016	2017		
02923						59	51	51	54	51	40	44			
11631						77	77	77	77	64	76	69			
02943	Evangelical	Babbitt	MN	2017	1-50	73	50	64	50	55	55	50	45	-18.18	decline
02945	First	Buhl	MN	2017	1-50	32	32	32	32	32	25	20	18	-28.00	decline
02966	Suomi Evangelical	Deer River	MN	2017	1-50	21	22	21	21	21	20	20	19	-5.00	decline
02990	Bethel	Palisade	MN	2017	1-50	55	55	52	50	50	50	47	43	-14.00	decline
02994	Faith Lutheran Church, Swanburg	Pine River	MN	2017	1-50	42	39	38	32	39	33	27	27	-18.18	decline
03040	Bethlehem	Askov	MN	2017	1-50	68	68	67	67	67	57	48	47	-17.54	decline
07615	Carmel	Jacobson	MN	2017	1-50	27	26	27	27	27	27	24	22	-18.52	decline
11424	Faith	Culver	MN	2017	1-50	35	35	35	35	35	35	25	31	-11.43	decline
11431	Our Savior	Aurora	MN	2017	1-50	65	65	60	60	60	60	48	48	-20.00	decline
11452	Grace Community Church	Bigfork	MN	2017	1-50	96	79	79	78	60	50	45	40	-20.00	decline
11496	Effie Fredheim	Effie	MN	2017	1-50	37	41	52	42	38	34	32	29	-14.71	decline
11635	Bethany	Remer	MN	2017	1-50	53	53	54	48	53	53	38	37	-30.19	decline
11785	Holden	Isle	MN	2017	1-50	37	38	36	30	30	28	25	24	-14.29	decline
02957	Holy Trinity	Hibbing	MN	2017	1-50	25	25	25	24	20	23	20	20	-13.04	decline
07574	Jesse Lake	Talmoon	MN	2017	1-50	40	40	51	51	51	51	50	47	-7.84	decline
11701	Bethlehem	Wright	MN	2017	1-50	50	50	36	36	36	36	36	31	-13.89	decline
30592	Hope	Embarrass	MN	2017	1-50	50	44	42	42	38	39	38	36	-7.69	decline
02969	Bethel	Warba	MN	2017	1-50	27	28	30	26	27	31	29	27	-12.90	decline
02971	Bethlehem	Aitkin	MN	2017	1-50	72	72	63	54	58	57	52	42	-26.32	decline
02989	Bethany	Onamia	MN	2017	1-50	79	79	78	78	78	58	55	45	-22.41	decline
07163	Bethany	Cushing	MN	2017	1-50	94	82	82	82	73	70	64	7	-90.00	decline
02925	Bethlehem Lutheran Church - Twig	Saginaw	MN	2017	1-50	80	80	80	80	80	80	80	50	-37.50	decline
02921	First	Meadowlands	MN	2017	1-50	35	40	38	35	32	23	23	29	26.09	growing
02970	Bethesda	Aitkin	MN	2017	1-50	31	28	32	28	30	26	29	28	7.69	growing
11464	Our Saviour	Two Harbors	MN	2017	1-50	43	43	40	36	34	31	30	32	3.23	growing
02924	Hope	Toivola	MN	2017	1-50	27	27	23	23	18	18	18	22	22.22	growing
02903	Immanuel	Brookston	MN	2017	1-50	40	40	20	20	20	20	25	25	25.00	growing
02904	St Peter	Canyon	MN	2017	1-50	35	35	14	14	15	15	25	29	93.33	growing
11514	Zion	Finland	MN	2017	1-50	38	38	38	20	18	12	20	23	91.67	growing
11626	Bethlehem	Backus	MN	2017	1-50	15	15	12	8	8	8	14	12	50.00	growing
16278	St John	Saginaw	MN	2017	1-50	22	22	22	23	19	19	25	31	63.16	growing
02963	St Mark's	Aurora	MN	2017	1-50	48	48	50	40	49	46	54	50	8.70	growing
02946	Faith	Chisholm	MN	2017	1-50	33	34	35	34	33	30	29	30	0.00	stable
02973	Emanuel			2015	1-50	50	50	65	55	55	35	35	35	0.00	stable

Status:decline=attendance decline of 3% or more, stable=change between -2.9% and +2.9%; growing=attendance grew by 3% or more from 2015 to 2017.

Source: Research and Evaluation, Office of the Presiding Bishop, ELCA.

Run date: 12/13/2018

Select Congregational Statistics 3E Northeastern Minnesota Synod, ELCA

CongID	Congregation	City	State	DataYearA	Size	Average Attendance								% change	status
						2010	2011	2012	2013	2014	2015	2016	2017		
11445	Bear River	Cook	MN	2017	1-50	27	27	20	20	20	18	19	18	0.00	stable
02964	St Paul	Soudan	MN	2014	1-50	30	30	25	25	25	25	25	25	0.00	stable
03042	Trinity	Bruno	MN	2007	1-50	42	42	42	42	42	42	42	42	0.00	stable
03053	Zion Lutheran Church (Cloverdale)	Hinckley	MN	2014	1-50	35	35	45	45	40	40	40	40	0.00	stable
03059	Zion	Markville	MN	2017	1-50	20	20	18	18	15	15	15	15	0.00	stable
03067	Emmanuel	Sandstone	MN	2017	1-50	35	35	35	35	35	35	35	35	0.00	stable
11456	Zion	Boy River	MN	2006	1-50	18	18	18	18	18	18	18	18	0.00	stable
11562	Trinity	Hovland	MN	2017	1-50	52	52	53	50	48	50	49	50	0.00	stable
11566	Congregation of the Good Shepherd	Keewatin	MN	2017	1-50	30	30	30	30	30	30	30	30	0.00	stable
11573	Swan Valley	Motley	MN	2014	1-50	27	27	27	27	18	18	18	18	0.00	stable
11596	Nashwauk			2015	1-50	54	52	50	40	40	40	40	40	0.00	stable
11628	Maple Hill	Pine River	MN	2014	1-50	34	34	30	30	34	34	34	34	0.00	stable
11813	Zion	McGrath	MN	2017	1-50	25	25	23	20	20	20	20	20	0.00	stable
02961	Bethany	Loman	MN	2017	1-50	30	32	30	28	25	30	30	30	0.00	stable
03049	Hope	Grasston	MN	2017	1-50	41	41	39	39	32	32	35	32	0.00	stable
11502	Our Savior	Federal Dam	MN	2017	1-50	30	30	30	30	25	35	30	35	0.00	stable
02981	Immanuel	Hillman	MN	2017	51-150	66	59	62	65	70	70	50	52	-25.71	decline
02909	Concordia	Duluth	MN	2016	51-150	110	110	108	108	91	91	73	73	-19.78	decline
02910	Elim	Duluth	MN	2017	51-150	174	171	175	182	165	147	135	135	-8.16	decline
02912	French River	Duluth	MN	2017	51-150	122	122	107	96	101	97	91	87	-10.31	decline
02926	Emmanuel	Two Harbors	MN	2017	51-150	150	138	140	133	130	110	125	92	-16.36	decline
02948	Bethany	Deer River	MN	2017	51-150	78	76	71	71	69	70	60	60	-14.29	decline
02962	Messiah	Mountain Iron	MN	2017	51-150	92	92	81	88	81	78	67	58	-25.64	decline
02968	Gethsemane	Virginia	MN	2017	51-150	208	207	200	190	160	140	130	130	-7.14	decline
02974	Light Of The Cross	Garrison	MN	2017	51-150	104	91	112	87	78	75	70	69	-8.00	decline
02975	First	Brainerd	MN	2017	51-150	370	357	306	363	324	280	134	134	-52.14	decline
02984	Bethesda	Isle	MN	2017	51-150	167	168	157	150	150	146	115	115	-21.23	decline
02985	Grace	McGregor	MN	2017	51-150	92	91	89	80	72	63	54	53	-15.87	decline
02987	Zion	Milaca	MN	2017	51-150	113	167	126	111	93	98	85	71	-27.55	decline
03052	First	Hinckley	MN	2017	51-150	99	107	107	127	153	166	138	139	-16.27	decline
07432	Faith United	Iron	MN	2016	51-150	110	110	99	84	81	81	73	73	-9.88	decline
11471	Trinity	Cook	MN	2017	51-150	120	120	119	113	105	98	93	86	-12.24	decline
11472	Bethany	Cromwell	MN	2017	51-150	91	91	88	88	88	92	70	70	-23.91	decline
11492	Our Saviors	Duluth	MN	2016	51-150	124	124	110	110	106	104	86	86	-17.31	decline
11493	Trinity	Duluth	MN	2017	51-150	100	125	125	125	127	127	84	92	-27.56	decline
11563	Faith	Hoyt Lakes	MN	2017	51-150	89	75	66	79	67	67	59	58	-13.43	decline
11564	Zion	International Falls	MN	2017	51-150	154	152	138	137	137	132	124	128	-3.03	decline
11627	First	Pine River	MN	2017	51-150	158	89	143	128	126	109	118	97	-11.01	decline

Status:decline=attendance decline of 3% or more, stable=change between -2.9% and +2.9%; growing=attendance grew by 3% or more from 2015 to 2017.

Source: Research and Evaluation, Office of the Presiding Bishop, ELCA.

Run date: 12/13/2018

Select Congregational Statistics 3E Northeastern Minnesota Synod, ELCA

CongID	Congregation	City	State	DataYearA	Size	Average Attendance								% change	status
						2010	2011	2012	2013	2014	2015	2016	2017		
11676	Bethlehem	Two Harbors	MN	2017	51-150	183	183	180	180	156	137	125	122	-10.95	decline
11688	Our Savior	Virginia	MN	2017	51-150	195	195	182	143	148	113	113	106	-6.19	decline
11872	Calvary	Mora	MN	2017	51-150	164	166	159	158	152	147	124	117	-20.41	decline
16114	St Paul's	Hackensack	MN	2016	51-150	77	77	78	70	78	97	75	75	-22.68	decline
30730	Waters of Life	Duluth	MN	2017	51-150	119	119	122	122	122	122	115	115	-5.74	decline
02918	Salem	Hermantown	MN	2017	51-150	130	127	133	130	125	135	123	116	-14.07	decline
02983	Bethel	Little Falls	MN	2017	51-150	77	77	76	76	60	70	60	60	-14.29	decline
02995	Gethsemane	Upsala	MN	2017	51-150	84	84	72	71	66	67	66	59	-11.94	decline
11491	Kenwood	Duluth	MN	2017	51-150	106	95	86	88	99	99	98	91	-8.08	decline
16066	Bethel	Brainerd	MN	2017	51-150	82	82	75	75	75	75	75	55	-26.67	decline
11577	Salem	Longville	MN	2017	51-150	164	144	142	124	121	163	132	133	-18.40	decline
11815	Trinity	Milaca	MN	2017	51-150	175	125	125	130	120	135	130	130	-3.70	decline
30189	Bethel-Trinity	Bovey	MN	2017	51-150	44	38	41	43	44	49	48	52	6.12	growing
02906	Zion	Cloquet	MN	2017	51-150	197	197	173	173	140	90	113	99	10.00	growing
02911	Family Of God	Duluth	MN	2017	51-150	75	83	82	82	80	74	77	79	6.76	growing
11463	Trinity	Cass Lake	MN	2017	51-150	65	65	78	78	59	49	54	52	6.12	growing
11575	Littlefork	Littlefork	MN	2017	51-150	97	80	82	79	72	51	66	66	29.41	growing
03061	Immanuel	Mora	MN	2017	51-150	70	70	82	82	70	63	71	68	7.94	growing
02913	Gloria Dei	Duluth	MN	2017	51-150	104	111	114	116	118	114	123	123	7.89	growing
02915	Holy Cross	Duluth	MN	2017	51-150	115	115	126	124	105	123	135	144	17.07	growing
02967	Immanuel	Tower	MN	2017	51-150	70	68	68	72	70	75	75	81	8.00	growing
03223	St John Lutheran Church Of Cedar Brook	Aitkin	MN	2017	51-150	55	53	49	53	53	49	62	59	20.41	growing
11568	Knife River	Knife River	MN	2017	51-150	55	55	53	55	56	58	59	63	8.62	growing
11578	Lutsen	Lutsen	MN	2017	51-150	54	54	54	56	54	52	57	56	7.69	growing
02902	Elim Lutheran Church Of Blackhoof			2015	51-150	70	70	70	70	70	60	60	60	0.00	stable
02905	Bethesda Evangelical	Carlton	MN	2017	51-150	125	125	145	145	129	110	110	112	1.82	stable
02959	First	International Falls	MN	2017	51-150	100	96	89	92	106	91	87	93	2.20	stable
02979	Faith	Isle	MN	2017	51-150	95	85	87	100	92	85	83	83	-2.35	stable
11537	Bethlehem	Grand Marais	MN	2017	51-150	130	141	145	145	148	142	142	141	-0.70	stable
02920	Salem	Mahtowa	MN	2012	51-150	87	87	78	78	78	78	78	78	0.00	stable
03056	Oak Lake	Kerrick	MN	2008	51-150	74	74	74	74	74	74	74	74	0.00	stable
11612	Our Savior	Outing	MN	2017	51-150	86	84	74	82	80	70	80	70	0.00	stable
02950	Grace	Ely	MN	2017	51-150	139	139	144	105	100	107	108	105	-1.87	stable
02956	First	Hibbing	MN	2017	51-150	100	100	109	81	92	103	102	102	-0.97	stable
03068	Grace	Sandstone	MN	2017	51-150	79	78	74	64	62	61	65	60	-1.64	stable
02914	Lutheran Church Of The Good Shepherd	Duluth	MN	2017	151-350	211	208	212	223	208	198	192	186	-6.06	decline
02978	Salem	Deerwood	MN	2017	151-350	197	216	201	199	194	187	188	181	-3.21	decline

Status:decline=attendance decline of 3% or more, stable=change between -2.9% and +2.9%; growing=attendance grew by 3% or more from 2015 to 2017.

Source: Research and Evaluation, Office of the Presiding Bishop, ELCA.

Run date: 12/13/2018

Select Congregational Statistics 3E Northeastern Minnesota Synod, ELCA

CongID	Congregation	City	State	DataYearA	Size	Average Attendance								% change	status
						2010	2011	2012	2013	2014	2015	2016	2017		
02992	Trinity	Princeton	MN	2016	151-350	353	344	301	301	355	379	231	231	-39.05	decline
03060	Grace	Mora	MN	2017	151-350	231	228	238	212	223	225	190	200	-11.11	decline
07162	United In Christ	Eveleth	MN	2017	151-350	210	210	185	185	190	185	170	160	-13.51	decline
11457	Bethlehem	Brainerd	MN	2017	151-350	270	276	277	278	275	275	248	253	-8.00	decline
11469	Our Saviors	Cloquet	MN	2017	151-350	296	296	239	226	250	177	195	161	-9.04	decline
11486	Grace	Hermantown	MN	2017	151-350	198		198	193	193	188	184	174	-7.45	decline
11690	Hope	Walker	MN	2017	151-350	442	442	338	249	287	305	273	275	-9.84	decline
12124	First	Little Falls	MN	2017	151-350	221	223	228	243	233	225	224	203	-9.78	decline
16312	St. Andrew's	Grand Rapids	MN	2017	151-350	310	310	235	201	201	226	163	155	-31.42	decline
30070	Lord Of Life	Baxter	MN	2017	151-350	396	380	327	365	370	320	308	306	-4.38	decline
02955	Zion	Grand Rapids	MN	2017	151-350	273	246	261	280	305	324	312	265	-18.21	decline
11900	Immanuel	Princeton	MN	2017	151-350	195	225	224	231	189	202	191	191	-5.45	decline
02972	First	Aitkin	MN	2017	151-350	228	234	258	272	294	325	303	297	-8.62	decline
03064	Our Redeemer			2015	151-350	320	269	228	215	218	215	215	215	0.00	stable
11595	Hope	Moose Lake	MN	2016	151-350	207	238	238	238	210	210	210	210	0.00	stable
11621	Our Savior's			2015	151-350	191	190	175	168	154	157	157	157	0.00	stable
11559	Our Savior	Hibbing	MN	2017	151-350	199	206	199	172	160	152	169	155	1.97	stable
02977	Crosslake	Crosslake	MN	2017	351-800	520	498	475	457	445	442	408	399	-9.73	decline
11600	Lutheran Church Of The Cross	Nisswa	MN	2017	351-800	319	366	397	432	406	421	391	362	-14.01	decline
11458	Trinity	Brainerd	MN	2017	351-800	423	431	304	371	373	383	380	384	0.26	stable
11490	First	Duluth	MN	2017	351-800	476	476	471	436	344	375	386	366	-2.40	stable

Status:decline=attendance decline of 3% or more, stable=change between -2.9% and +2.9%; growing=attendance grew by 3% or more from 2015 to 2017.

Source: Research and Evaluation, Office of the Presiding Bishop, ELCA.

Run date: 12/13/2018

Congregational Totals for Northeastern Minnesota Synod, ELCA 3E

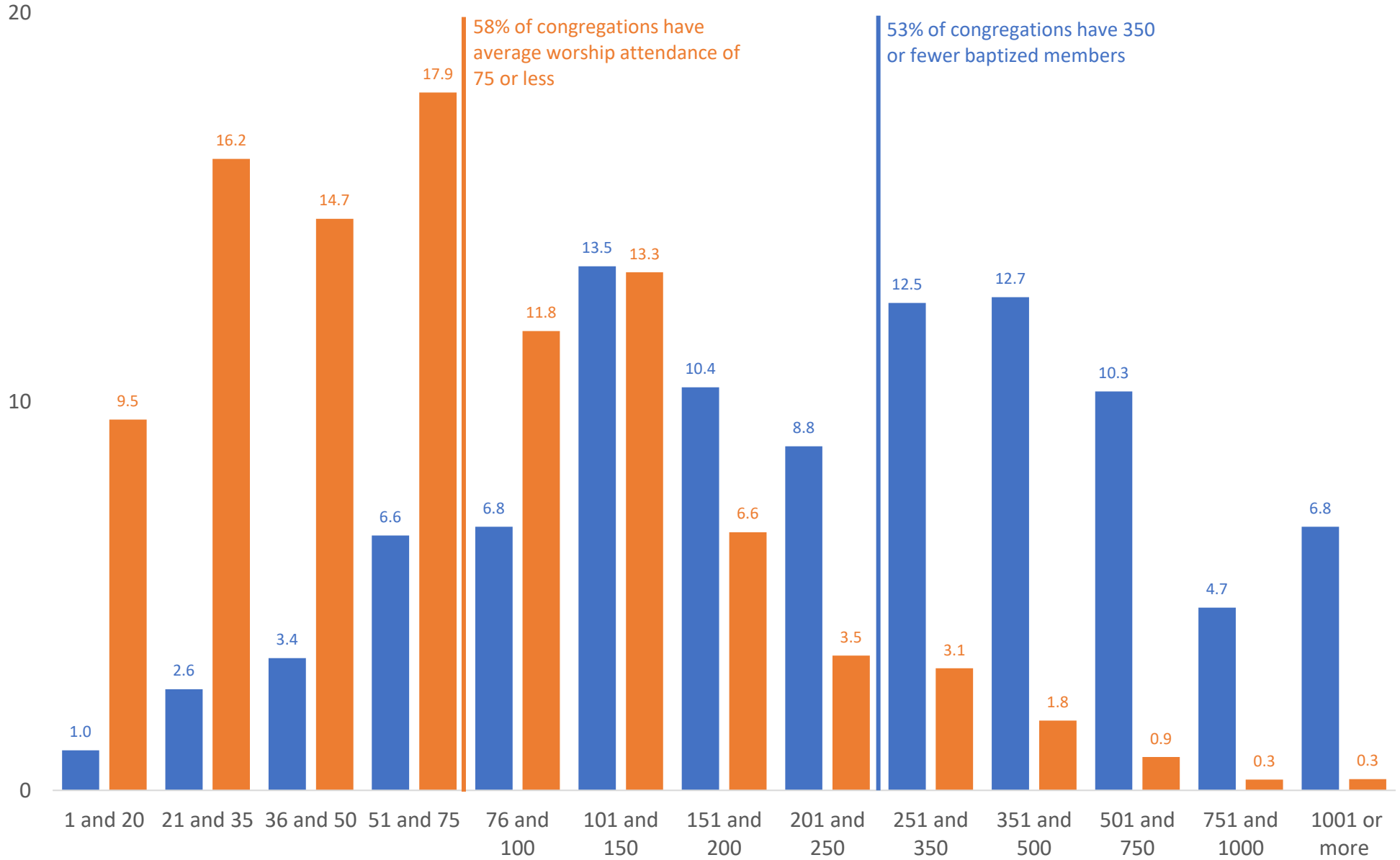
	2011	2012	2013	2014	2015	2016	2017	% Change 2011 to 2017
Number of Organized Congregations	137	137	137	137	137	134	133	-2.92
Baptized Membership	67,489	65,370	63,337	61,822	60,392	58,723	56,501	-16.28
Members Received By:								
Baptism: Children	836	854	705	649	673	584	528	-36.84
Baptism: Adults	58	53	60	45	47	35	31	-46.55
Affirmation of Faith	625	556	596	467	433	399	417	-33.28
Transfer	605	692	769	649	671	515	725	19.83
Other and Statistical Adjustment	192	114	163	271	183	115	164	-14.58
Members Removed By:								
Death	672	663	697	676	669	653	667	-0.74
Transfer	549	560	514	438	521	481	519	-5.46
Other and Statistical Adjustment	1,924	3,240	3,352	2,629	1,910	1,859	2,940	52.81
Baptized Members Confirmed	646	583	1,359	675	646	654	464	-28.17
Confirmed Members	51,456	49,776	48,882	46,791	44,433	43,980	42,720	-16.98
Active Participants	41,627	40,193	40,400	39,881	38,199	35,424	33,827	-18.74
Average Attendance	15,522	14,884	14,551	14,050	13,772	12,680	12,196	-21.43
Racial/Ethnic Composition of Active Participants*								
African American/Black	75	83	81	70	Omitted	Omitted	60	-20.00
African National/African Caribbean	15	11	12	8	Omitted	Omitted	12	-20.00
American Indian/Alaska Native	215	169	146	125	Omitted	Omitted	76	-64.65
Arab/Middle Eastern	15	17	19	15	Omitted	Omitted	5	-66.67
Asian/Pacific	127	115	102	94	Omitted	Omitted	73	-42.52
Multi Racial	148	183	173	210	Omitted	Omitted	256	72.97
Other	262	5	5	1	Omitted	Omitted	572	118.32
Latino	61	56	52	48	Omitted	Omitted	47	-22.95
White	45,009	41,716	41,409	38,658	Omitted	Omitted	30,813	-31.54

Congregational Totals for Northeastern Minnesota Synod, ELCA 3E

	2011	2012	2013	2014	2015	2016	2017	% Change 2011 to 2017
Regular Giving by Members	\$22,720,733	\$22,102,372	\$20,797,187	\$21,074,761	\$21,969,495	\$21,038,753	\$20,698,006	-8.90
Designated Giving by Members	\$2,870,067	\$3,209,880	\$3,165,226	\$3,464,841	\$3,160,465	\$3,557,895	\$3,393,711	18.25
Earned Income (any source)	\$664,230	\$755,665	\$968,467	\$942,905	\$915,086	\$1,101,664	\$1,175,461	76.97
Grants & Partnership Support	\$166,465	\$248,231	\$188,133	\$88,772	\$57,582	\$57,884	\$49,972	-69.98
Other Receipts	\$1,549,313	\$1,576,809	\$1,792,276	\$1,191,076	\$1,213,206	\$1,337,198	\$1,917,210	23.75
Total Receipts	\$27,970,808	\$27,892,957	\$26,911,289	\$26,762,355	\$27,315,834	\$27,093,394	\$27,234,360	-2.63
Current Operating Expenses	\$20,904,905	\$20,449,652	\$20,606,826	\$20,913,899	\$20,539,868	\$20,208,665	\$20,237,400	-3.19
Capital Improvements	\$2,588,846	\$1,424,409	\$1,460,039	\$1,113,932	\$1,092,309	\$685,532	\$1,343,733	-48.10
Payments on Debt	\$2,610,698	\$3,234,174	\$2,655,247	\$2,319,268	\$3,101,517	\$2,182,340	\$2,132,553	-18.31
Mission Support	\$1,117,100	\$1,119,334	\$1,139,533	\$1,151,365	\$1,048,459	\$1,034,150	\$1,053,282	-5.71
as % of Total Disbursements	3.89	4.03	4.13	4.23	3.83	3.95	3.97	
as % of Regular Giving	4.92	5.06	5.48	5.46	4.77	4.92	5.09	
Other Bevevolence sent directly:								
To the synod	\$257,392	\$321,031	\$266,251	\$228,416	\$238,080	\$190,603	\$215,858	-16.14
To the churchwide office	\$42,294	\$107,613	\$66,833	\$53,698	\$45,668	\$142,635	\$91,902	117.29
to an activity in another country	\$93,255	\$74,242	\$92,930	\$173,642	\$101,227	\$128,811	\$110,762	18.77
to camps	\$101,879	\$130,560	\$125,461	\$152,464	\$121,175	\$160,512	\$162,073	59.08
to colleges	\$14,415	\$4,068	\$10,273	\$12,871	\$4,551	\$9,818	\$10,565	-26.71
to seminaries	\$22,377	\$12,739	\$12,281	\$22,543	\$21,440	\$26,383	\$16,976	-24.14
to social services groups or orgs	\$156,941	\$176,372	\$200,449	\$203,883	\$188,724	\$142,031	\$150,085	-4.37
to campus ministry					\$9,171	\$17,845	\$7,045	
All other benevolence	\$305,327	\$345,899	\$350,128	\$319,088	\$306,345	\$312,086	\$385,516	26.26
non-mission support benevolence*	\$1,025,257	\$1,172,524	\$1,124,606	\$1,166,605	\$1,036,381	\$1,133,721	\$1,153,001	12.46
Other Expenses	\$476,865	\$367,435	\$628,988	\$573,780	\$521,248	\$916,511	\$578,710	21.36
Sum of Disbursements*	\$28,723,671	\$27,785,103	\$27,621,544	\$27,242,773	\$27,343,129	\$26,160,919	\$26,498,679	-7.75
						<i>(Form C 2016 only)</i>		
Endowment & Memorial Funds	\$7,451,331	\$6,644,812	\$6,929,363	\$9,241,269	Omitted	\$ 8,669,458		
Cash, Savings, Bonds, etc.	\$6,761,770	\$7,746,802	\$8,272,005	\$7,831,716	Omitted	\$8,080,679		
Other Assets	\$4,571,458	\$2,273,120	\$2,135,536	\$5,345,626	Omitted	\$6,897,408		
Total Indebtedness	\$22,187,487	\$20,533,126	\$19,645,986	\$17,174,723	Omitted	\$17,389,142	\$14,933,994	-32.69
Number of Bequests Received	43	35	111	62	Omitted	Omitted		
Value of Bequests	\$437,321	\$567,053	\$383,193	\$199,812	Omitted	Omitted		
Intended Mission Support	\$1,054,433	\$1,128,241	\$1,064,790	\$1,139,315	Omitted	\$980,857	\$1,042,448	-1.14

* - Because the form changes from year to year, not all fields are shown, thus the detail may not add up to the totals as shown.

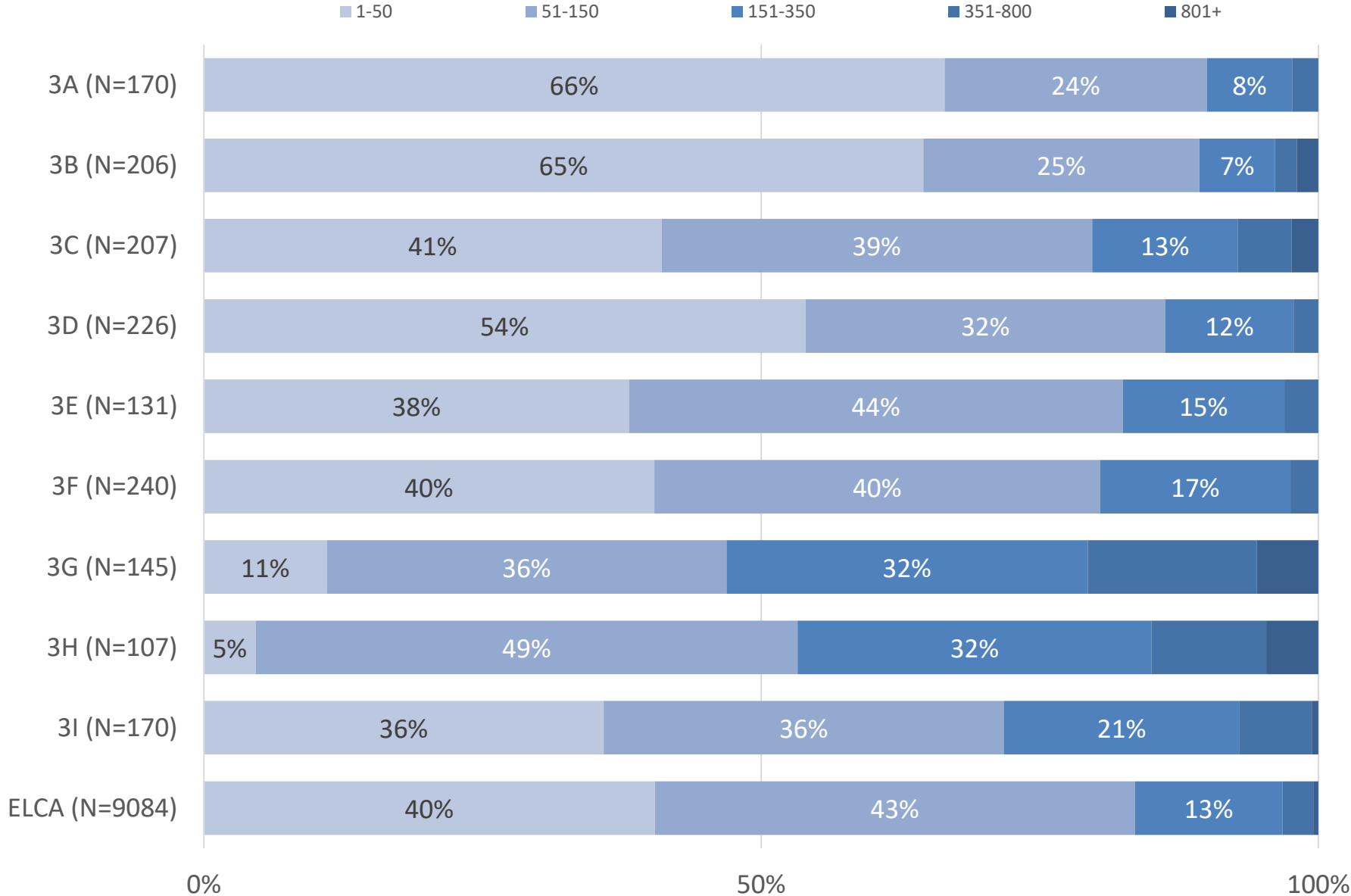
Percentage of Congregations by Size, **Baptized Membership** and **Average Worship Attendance**



Based on 9030 congregations reporting baptized membership and 9084 reporting average attendance. Numbers rounded, so many not equal 100%.

Source: ELCA Congregational data, run date: 10/22/2018

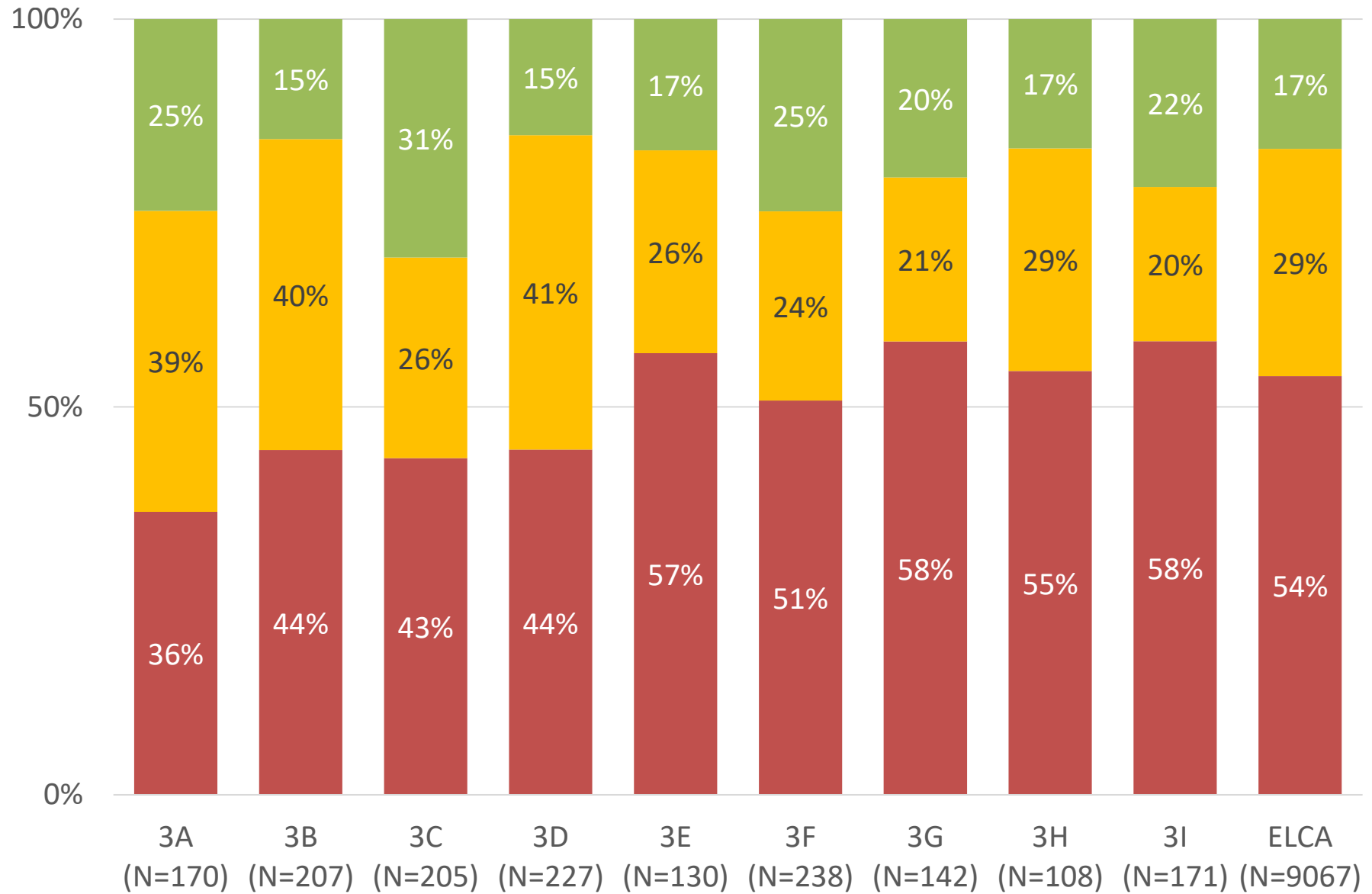
Distribution of Congregations by Average Attendance, Region 3



Percentages rounded, so may not equal 100%. Source: 2017 Form A data.

Change in Average Attendance Between 2015 and 2017, Region 3

Decline: lost at least 3.01%; Stable: +/-3.0%; Growth: gained at least 3%



Congregations, Sorted by Average Attendance, in 3E

<u>CongID</u>	<u>CongNameLC</u>	<u>City</u>	<u>State</u>	<u>ZipCode</u>	<u>Data Year</u>	<u>Average Attendance</u>
02977	Crosslake Lutheran Church	Crosslake	MN	56442	2017	399
11458	Trinity Lutheran Church	Brainerd	MN	56401	2017	384
11490	First Lutheran Church	Duluth	MN	55802	2017	366
11600	Lutheran Church Of The Cross	Nisswa	MN	56468	2017	362
30070	Lord Of Life Lutheran Church	Baxter	MN	56425	2017	306
02972	First Lutheran Church	Aitkin	MN	56431	2017	297
11690	Hope Lutheran Church	Walker	MN	56484	2017	275
02955	Zion Lutheran Church	Grand Rapids	MN	55744	2017	265
11457	Bethlehem Lutheran Church	Brainerd	MN	56401	2017	253
02992	Trinity Lutheran Church	Princeton	MN	55371	2016	231
03064	Our Redeemer Lutheran Church	Pine City	MN	55063	2015	215
11595	Hope Lutheran Church	Moose Lake	MN	55767	2016	210
12124	First Lutheran Church	Little Falls	MN	56345	2017	203
03060	Grace Lutheran Church	Mora	MN	55051	2017	200
11900	Immanuel Lutheran Church	Princeton	MN	55371	2017	191
02914	Lutheran Church Of The Good Shepherd	Duluth	MN	55804	2017	186
02978	Salem Lutheran Church	Deerwood	MN	56444	2017	181
11486	Grace Lutheran Church	Hermantown	MN	55811	2017	174
11469	Our Saviors Lutheran Church	Cloquet	MN	55720	2017	161
07162	United In Christ Lutheran Church	Eveleth	MN	55734	2017	160
11621	Our Savior's Lutheran Church	Pequot Lakes	MN	56472	2015	157
16312	St. Andrew's Lutheran Church	Grand Rapids	MN	55744	2017	155
11559	Our Savior Lutheran Church	Hibbing	MN	55746	2017	155
02915	Holy Cross Lutheran Church	Duluth	MN	55811	2017	144
11537	Bethlehem Lutheran Church	Grand Marais	MN	55604	2017	141
03052	First Lutheran Church	Hinckley	MN	55037	2017	139
02910	Elim Lutheran Church	Duluth	MN	55807	2017	135
02975	First Lutheran Church	Brainerd	MN	56401	2017	134
11577	Salem Lutheran Church	Longville	MN	56655	2017	133
11815	Trinity Lutheran Church	Milaca	MN	56353	2017	130
02968	Gethsemane Lutheran Church	Virginia	MN	55792	2017	130
11564	Zion Lutheran Church	International Falls	MN	56649	2017	128
02913	Gloria Dei Lutheran Church	Duluth	MN	55805	2017	123
11676	Bethlehem Lutheran Church	Two Harbors	MN	55616	2017	122
11872	Calvary Lutheran Church	Mora	MN	55051	2017	117
02918	Salem Lutheran Church	Hermantown	MN	55811	2017	116
02984	Bethesda Lutheran Church	Isle	MN	56342	2017	115
30730	Waters of Life Lutheran Church	Duluth	MN	55803	2017	115
02905	Bethesda Evangelical Lutheran Church	Carlton	MN	55718	2017	112
11688	Our Savior Lutheran Church	Virginia	MN	55792	2017	106
02950	Grace Lutheran Church	Ely	MN	55731	2017	105
02956	First Lutheran Church	Hibbing	MN	55746	2017	102

Source: Annual Congregational Report Forms, 2017. Prepared by Research and Evaluation, Office of the Presiding Bishop, ELCA.

Run date:10/25/2018

Congregations, Sorted by Average Attendance, in 3E

<u>CongID</u>	<u>CongNameLC</u>	<u>City</u>	<u>State</u>	<u>ZipCode</u>	<u>Data Year</u>	<u>Average Attendance</u>
02906	Zion Lutheran Church	Cloquet	MN	55720	2017	99
11627	First Lutheran Church	Pine River	MN	56474	2017	97
02959	First Lutheran Church	International Falls	MN	56649	2017	93
02926	Emmanuel Lutheran Church	Two Harbors	MN	55616	2017	92
11493	Trinity Lutheran Church	Duluth	MN	55805	2017	92
11491	Kenwood Lutheran Church	Duluth	MN	55811	2017	91
31248	United Lutheran Church Of Proctor	Proctor	MN	55810	2017	90
02912	French River Lutheran Church	Duluth	MN	55804	2017	87
11471	Trinity Lutheran Church	Cook	MN	55723	2017	86
11492	Our Saviors Lutheran Church	Duluth	MN	55807	2016	86
02979	Faith Lutheran Church	Isle	MN	56342	2017	83
02967	Immanuel Lutheran Church	Tower	MN	55790	2017	81
02911	Family Of God Lutheran Church	Duluth	MN	55803	2017	79
02920	Salem Lutheran Church	Mahtowa	MN	55707	2012	78
16114	St Paul's Lutheran Church	Hackensack	MN	56452	2016	75
03056	Oak Lake Lutheran Church	Kerrick	MN	55756	2008	74
07432	Faith United Lutheran Church	Iron	MN	55751	2016	73
02909	Concordia Lutheran Church	Duluth	MN	55803	2016	73
02987	Zion Lutheran Church	Milaca	MN	56353	2017	71
11472	Bethany Lutheran Church	Cromwell	MN	55726	2017	70
11612	Our Savior Lutheran Church	Outing	MN	56662	2017	70
02974	Light Of The Cross Lutheran Church	Garrison	MN	56450	2017	69
03061	Immanuel Lutheran Church	Mora	MN	55051	2017	68
11575	Littlefork Lutheran Church	Littlefork	MN	56653	2017	66
11568	Knife River Lutheran Church	Knife River	MN	55609	2017	63
03068	Grace Lutheran Church	Sandstone	MN	55072	2017	60
02983	Bethel Lutheran Church	Little Falls	MN	56345	2017	60
02948	Bethany Lutheran Church	Deer River	MN	56636	2017	60
02902	Elim Lutheran Church Of Blackhoof	Barnum	MN	55707	2015	60
02995	Gethsemane Lutheran Church	Upsala	MN	56384	2017	59
03223	St John Lutheran Church Of Cedar Brook	Aitkin	MN	56431	2017	59
11563	Faith Lutheran Church	Hoyt Lakes	MN	55750	2017	58
02962	Messiah Lutheran Church	Mountain Iron	MN	55768	2017	58
11578	Lutsen Lutheran Church	Lutsen	MN	55612	2017	56
16066	Bethel Lutheran Church	Brainerd	MN	56401	2017	55
02985	Grace Lutheran Church	McGregor	MN	55760	2017	53
02981	Immanuel Lutheran Church	Hillman	MN	56338	2017	52
11463	Trinity Lutheran Church	Cass Lake	MN	56633	2017	52
30189	Bethel-Trinity Lutheran Church	Bovey	MN	55709	2017	52
02963	St Mark's Lutheran Church	Aurora	MN	55705	2017	50
02925	Bethlehem Lutheran Church - Twig	Saginaw	MN	55779	2017	50
11562	Trinity Lutheran Church	Hovland	MN	55606	2017	50

Source: Annual Congregational Report Forms, 2017. Prepared by Research and Evaluation, Office of the Presiding Bishop, ELCA.

Run date:10/25/2018

Congregations, Sorted by Average Attendance, in 3E

<u>CongID</u>	<u>CongNameLC</u>	<u>City</u>	<u>State</u>	<u>ZipCode</u>	<u>Data Year</u>	<u>Average Attendance</u>
11431	Our Savior Lutheran Church	Aurora	MN	55705	2017	48
03040	Bethlehem Lutheran Church	Askov	MN	55704	2017	47
07574	Jesse Lake Lutheran Church	Talmoon	MN	56637	2017	47
02989	Bethany Lutheran Church	Onamia	MN	56359	2017	45
02943	Evangelical Lutheran Church	Babbitt	MN	55706	2017	45
02990	Bethel Lutheran Church	Palisade	MN	56469	2017	43
02971	Bethlehem Lutheran Church	Aitkin	MN	56431	2017	42
03042	Trinity Lutheran Church	Bruno	MN	55712	2007	42
11452	Grace Community Church	Bigfork	MN	56628	2017	40
03053	Zion Lutheran Church (Cloverdale)	Hinckley	MN	55037	2014	40
11596	Nashwauk Lutheran Church	Nashwauk	MN	55769	2015	40
11635	Bethany Lutheran Church	Remer	MN	56672	2017	37
30592	Hope Lutheran Church	Embarrass	MN	55732	2017	36
03067	Emmanuel Lutheran Church	Sandstone	MN	55072	2017	35
11502	Our Savior Lutheran Church	Federal Dam	MN	56641	2017	35
02973	Emanuel Lutheran Church	Bock	MN	56313	2015	35
11628	Maple Hill Lutheran Church	Pine River	MN	56474	2014	34
11464	Our Saviour Lutheran Church	Two Harbors	MN	55616	2017	32
03049	Hope Lutheran Church	Grasston	MN	55030	2017	32
16278	St John Lutheran Church	Saginaw	MN	55779	2017	31
11701	Bethlehem Lutheran Church	Wright	MN	55798	2017	31
11424	Faith Lutheran Church	Culver	MN	55779	2017	31
02961	Bethany Lutheran Church	Loman	MN	56654	2017	30
11566	Congregation of the Good Shepherd	Keewatin	MN	55753	2017	30
02946	Faith Lutheran Church	Chisholm	MN	55719	2017	30
02921	First Lutheran Church	Meadowlands	MN	55765	2017	29
11496	Effie Fredheim Lutheran Church	Effie	MN	56639	2017	29
02904	St Peter Lutheran Church	Canyon	MN	55717	2017	29
02970	Bethesda Lutheran Church	Aitkin	MN	56431	2017	28
02969	Bethel Lutheran Church	Warba	MN	55793	2017	27
02994	Faith Lutheran Church, Swanburg	Pine River	MN	56474	2017	27
02903	Immanuel Lutheran Church	Brookston	MN	55711	2017	25
02964	St Paul Lutheran Church	Soudan	MN	55782	2014	25
11785	Holden Lutheran Church	Isle	MN	56342	2017	24
11514	Zion Lutheran Church	Finland	MN	55603	2017	23
07615	Carmel Lutheran Church	Jacobson	MN	55752	2017	22
02924	Hope Lutheran Church	Toivola	MN	55765	2017	22
11813	Zion Lutheran Church	McGrath	MN	56350	2017	20
02957	Holy Trinity Lutheran Church	Hibbing	MN	55746	2017	20
02966	Suomi Evangelical Lutheran Church	Deer River	MN	56636	2017	19
11445	Bear River Lutheran Church	Cook	MN	55723	2017	18
02945	First Lutheran Church	Buhl	MN	55713	2017	18

Source: Annual Congregational Report Forms, 2017. Prepared by Research and Evaluation, Office of the Presiding Bishop, ELCA.

Run date:10/25/2018

Congregations, Sorted by Average Attendance, in 3E

<u>CongID</u>	<u>CongNameLC</u>	<u>City</u>	<u>State</u>	<u>ZipCode</u>	<u>Data Year</u>	<u>Average Attendance</u>
11456	Zion Lutheran Church	Boy River	MN	56672	2006	18
11573	Swan Valley Lutheran Church	Motley	MN	56466	2014	18
03059	Zion Lutheran Church	Markville	MN	55072	2017	15
11626	Bethlehem Lutheran Church	Backus	MN	56435	2017	12
07163	Bethany Lutheran Church	Cushing	MN	56443	2017	7
11654	Silverdale Lutheran Church	Silverdale	MN	55771	2017	0
31249	Spirit Of God Lutheran Church	Duluth	MN	55806		

Average for the Synod **88**

Median for the Synod **60**

Racial/Ethnic Distribution of Active Participants Compared with ZIP code for Northeastern Minnesota

Synod, ELCA

		African American	African National	American Indian	Arab	Asian	Multi Racial	White	Other	Hispanic	Total
Our Savior Lutheran Church 56662 Outing	Congregation	0	0	3	1	0	0	96	0	0	100
	% Act Part.	0.00	0.00	0.00	1.00	0.00	0.00	96.00	0.00	0.00	100.00
	ZIP Code	2	1	4	0	4	14	493	0	12	542
	% ZIP Code	0.37	0.18	0.74	0.00	0.74	2.58	90.96	0.00	2.21	100.00
Trinity Lutheran Church 56633 Cass Lake	Congregation	0	0	3	0	0	0	64	0	0	67
	% Act Part.	0.00	0.00	0.00	0.00	0.00	0.00	95.52	0.00	0.00	100.00
	ZIP Code	12	6	2,120	2	15	228	1,456	0	152	4,143
	% ZIP Code	0.29	0.14	51.17	0.05	0.36	5.50	35.14	0.00	3.67	100.00
St Mark's Lutheran Church 55705 Aurora	Congregation	0	0	1	0	0	0	99	0	0	100
	% Act Part.	0.00	0.00	0.00	0.00	0.00	0.00	99.00	0.00	0.00	100.00
	ZIP Code	9	4	20	0	21	31	3,087	0	22	3,216
	% ZIP Code	0.28	0.12	0.62	0.00	0.65	0.96	95.99	0.00	0.68	100.00
Faith Lutheran Church 55779 Saginaw	Congregation	0	0	3	0	0	0	96	0	0	99
	% Act Part.	0.00	0.00	0.00	0.00	0.00	0.00	96.97	0.00	0.00	100.00
	ZIP Code	27	2	85	0	17	43	3,807	0	64	4,109
	% ZIP Code	0.66	0.05	2.07	0.00	0.41	1.05	92.65	0.00	1.56	100.00
Trinity Lutheran Church 55723 Cook	Congregation	0	0	0	0	0	0	100	0	0	100
	% Act Part.	0.00	0.00	0.00	0.00	0.00	0.00	100.00	0.00	0.00	100.00
	ZIP Code	12	2	47	0	9	40	2,169	0	26	2,331
	% ZIP Code	0.51	0.09	2.02	0.00	0.39	1.72	93.05	0.00	1.12	100.00
Our Saviour Lutheran Church 11464 55616 Two Harbors	Congregation	0	0	0	0	1	0	59	0	0	60
	% Act Part.	0.00	0.00	0.00	0.00	1.67	0.00	98.33	0.00	0.00	100.00
	ZIP Code	46	0	48	3	41	95	6,928	0	159	7,479
	% ZIP Code	0.62	0.00	0.64	0.04	0.55	1.27	92.63	0.00	2.13	100.00
Congregation of the Good Shepherd 11566	Congregation	0	0	0	0	0	0	60	0	0	60
	% Act Part.	0.00	0.00	0.00	0.00	0.00	0.00	100.00	0.00	0.00	100.00
	ZIP Code										
	% ZIP Code										
Bethesda Evangelical Lutheran Church 02905 55718 Carlton	Congregation	1	0	1	3	6	97	0	0	4	112
	% Act Part.	0.89	0.00	0.89	2.68	5.36	86.61	0.00	0.00	3.57	100.00
	ZIP Code	9	11	88	2	20	57	3,129	1	51	3,419
	% ZIP Code	0.26	0.32	2.57	0.06	0.58	1.67	91.52	0.03	1.49	100.00
United Lutheran Church Of 31248 55810 Duluth	Congregation	0	0	2	0	0	0	108	0	0	110
	% Act Part.	0.00	0.00	0.00	0.00	0.00	0.00	98.18	0.00	0.00	100.00
	ZIP Code	29	4	80	4	68	113	8,483	9	109	9,008
	% ZIP Code	0.32	0.04	0.89	0.04	0.75	1.25	94.17	0.10	1.21	100.00
Gethsemane Lutheran Church 02995 56384 Upsala	Congregation	0	4	0	0	0	6	110	0	0	120
	% Act Part.	0.00	3.33	0.00	0.00	0.00	5.00	91.67	0.00	0.00	100.00
	ZIP Code	4	0	1	0	3	1	210	0	3	225
	% ZIP Code	1.78	0.00	0.44	0.00	1.33	0.44	93.33	0.00	1.33	100.00

Racial/Ethnic Distribution of Active Participants Compared with ZIP code for Northeastern Minnesota

Synod, ELCA

		African American	African National	American Indian	Arab	Asian	Multi Racial	White	Other	Hispanic	Total
Bethel-Trinity Lutheran Church 30189 55709 Bovey	Congregation	2	0	0	0	0	0	90	0	0	92
	% Act Part.	2.17	0.00	0.00	0.00	0.00	0.00	97.83	0.00	0.00	100.00
	ZIP Code	32	0	125	14	19	174	6,068	0	131	6,694
	% ZIP Code	0.48	0.00	1.87	0.21	0.28	2.60	90.65	0.00	1.96	100.00
Bethel Lutheran Church 02969 55793 Warba	Congregation	0	0	0	0	0	0	59	0	0	59
	% Act Part.	0.00	0.00	0.00	0.00	0.00	0.00	100.00	0.00	0.00	100.00
	ZIP Code	0	0	7	0	2	3	482	0	4	502
	% ZIP Code	0.00	0.00	1.39	0.00	0.40	0.60	96.02	0.00	0.80	100.00
Trinity Lutheran Church 11562 55606 Hovland	Congregation	1	0	2	0	0	2	115	0	0	120
	% Act Part.	0.83	0.00	0.83	0.00	0.00	1.67	95.83	0.00	0.00	100.00
	ZIP Code	2	1	66	0	3	4	132	0	2	212
	% ZIP Code	0.94	0.47	31.13	0.00	1.42	1.89	62.26	0.00	0.94	100.00
Bethlehem Lutheran Church 03040 55704 Askov	Congregation	0	0	0	0	0	0	114	0	0	114
	% Act Part.	0.00	0.00	0.00	0.00	0.00	0.00	100.00	0.00	0.00	100.00
	ZIP Code	8	0	8	0	13	19	1,110	0	29	1,216
	% ZIP Code	0.66	0.00	0.66	0.00	1.07	1.56	91.28	0.00	2.38	100.00
Knife River Lutheran Church 11568	Congregation	0	0	0	0	0	0	100	0	0	100
	% Act Part.	0.00	0.00	0.00	0.00	0.00	0.00	100.00	0.00	0.00	100.00
	ZIP Code										
	% ZIP Code										
St John Lutheran Church Of Cedar Brook 03223 56431 Aitkin	Congregation	1	0	0	0	0	0	121	0	0	122
	% Act Part.	0.82	0.00	0.00	0.00	0.00	0.00	99.18	0.00	0.00	100.00
	ZIP Code	32	5	105	6	45	139	8,307	2	118	8,877
	% ZIP Code	0.36	0.06	1.18	0.07	0.51	1.57	93.58	0.02	1.33	100.00
St Peter Lutheran Church 02904 55717 Canyon	Congregation	0	0	0	0	0	0	55	0	0	55
	% Act Part.	0.00	0.00	0.00	0.00	0.00	0.00	100.00	0.00	0.00	100.00
	ZIP Code	0	0	5	0	1	3	336	0	1	347
	% ZIP Code	0.00	0.00	1.44	0.00	0.29	0.86	96.83	0.00	0.29	100.00
Bethesda Lutheran Church 02970 56431 Aitkin	Congregation	0	0	0	0	0	0	57	0	0	57
	% Act Part.	0.00	0.00	0.00	0.00	0.00	0.00	100.00	0.00	0.00	100.00
	ZIP Code	32	5	105	6	45	139	8,307	2	118	8,877
	% ZIP Code	0.36	0.06	1.18	0.07	0.51	1.57	93.58	0.02	1.33	100.00
Bethlehem Lutheran Church 02971 56431 Aitkin	Congregation	0	0	0	0	0	0	70	0	0	70
	% Act Part.	0.00	0.00	0.00	0.00	0.00	0.00	100.00	0.00	0.00	100.00
	ZIP Code	32	5	105	6	45	139	8,307	2	118	8,877
	% ZIP Code	0.36	0.06	1.18	0.07	0.51	1.57	93.58	0.02	1.33	100.00
Bethel Lutheran Church 16066 56401 Brainerd	Congregation	0	0	0	0	0	0	100	0	0	100
	% Act Part.	0.00	0.00	0.00	0.00	0.00	0.00	100.00	0.00	0.00	100.00
	ZIP Code	245	86	314	53	151	600	27,663	19	598	30,327
	% ZIP Code	0.81	0.28	1.04	0.17	0.50	1.98	91.22	0.06	1.97	100.00

Racial/Ethnic Distribution of Active Participants Compared with ZIP code for Northeastern Minnesota

Synod, ELCA

		African American	African National	American Indian	Arab	Asian	Multi Racial	White	Other	Hispanic	Total
Effie Fredheim Lutheran Church 11496 56639 Effie	Congregation	0	0	0	0	0	0	80	0	0	80
	% Act Part.	0.00	0.00	0.00	0.00	0.00	0.00	100.00	0.00	0.00	100.00
	ZIP Code	2	0	4	0	2	6	455	0	2	473
	% ZIP Code	0.42	0.00	0.85	0.00	0.42	1.27	96.19	0.00	0.42	100.00
Holden Lutheran Church 11785 56342 Isle	Congregation	0	0	3	0	0	0	62	0	0	65
	% Act Part.	0.00	0.00	0.00	0.00	0.00	0.00	95.38	0.00	0.00	100.00
	ZIP Code	13	1	144	0	9	40	2,387	0	66	2,726
	% ZIP Code	0.48	0.04	5.28	0.00	0.33	1.47	87.56	0.00	2.42	100.00
Hope Lutheran Church 30592 55732 Embarrass	Congregation	0	0	0	0	0	0	100	0	0	100
	% Act Part.	0.00	0.00	0.00	0.00	0.00	0.00	100.00	0.00	0.00	100.00
	ZIP Code	2	3	11	0	13	23	1,281	0	3	1,339
	% ZIP Code	0.15	0.22	0.82	0.00	0.97	1.72	95.67	0.00	0.22	100.00
Lutsen Lutheran Church 11578 55612 Lutsen	Congregation	1	0	0	0	2	0	67	0	0	70
	% Act Part.	1.43	0.00	0.00	0.00	2.86	0.00	95.71	0.00	0.00	100.00
	ZIP Code	2	3	1	0	2	18	389	0	10	435
	% ZIP Code	0.46	0.69	0.23	0.00	0.46	4.14	89.43	0.00	2.30	100.00
First Lutheran Church 02945	Congregation	0	0	0	0	0	0	78	0	1	79
	% Act Part.	0.00	0.00	0.00	0.00	0.00	0.00	98.73	0.00	1.27	100.00
	ZIP Code										
	% ZIP Code										
St Paul's Lutheran Church 16114 56452 Hackensack	Congregation	0	0	0	0	0	0	0	0	0	182
	% Act Part.	0.00	0.00	0.00	0.00	0.00	0.00	0.00	0.00	0.00	100.00
	ZIP Code	2	1	15	1	3	29	1,674	0	17	1,759
	% ZIP Code	0.11	0.06	0.85	0.06	0.17	1.65	95.17	0.00	0.97	100.00
Faith Lutheran Church, Swanburg 02994 56474 Pine River	Congregation	0	0	0	0	0	0	40	0	0	40
	% Act Part.	0.00	0.00	0.00	0.00	0.00	0.00	100.00	0.00	0.00	100.00
	ZIP Code	14	0	32	0	28	66	3,965	2	72	4,251
	% ZIP Code	0.33	0.00	0.75	0.00	0.66	1.55	93.27	0.05	1.69	100.00
Bethany Lutheran Church 11635 56672 Remer	Congregation	0	0	0	0	0	0	40	0	0	40
	% Act Part.	0.00	0.00	0.00	0.00	0.00	0.00	100.00	0.00	0.00	100.00
	ZIP Code	8	2	184	1	9	59	1,956	0	36	2,291
	% ZIP Code	0.35	0.09	8.03	0.04	0.39	2.58	85.38	0.00	1.57	100.00
Bethany Lutheran Church 02961 56654 Loman	Congregation	0	0	0	0	0	0	35	0	0	35
	% Act Part.	0.00	0.00	0.00	0.00	0.00	0.00	100.00	0.00	0.00	100.00
	ZIP Code	0	0	0	0	4	0	133	0	3	143
	% ZIP Code	0.00	0.00	0.00	0.00	2.80	0.00	93.01	0.00	2.10	100.00
Zion Lutheran Church 11514 55603 Finland	Congregation	0	0	0	0	0	0	40	0	0	40
	% Act Part.	0.00	0.00	0.00	0.00	0.00	0.00	100.00	0.00	0.00	100.00
	ZIP Code	0	0	8	0	3	1	477	0	9	507
	% ZIP Code	0.00	0.00	1.58	0.00	0.59	0.20	94.08	0.00	1.78	100.00

Racial/Ethnic Distribution of Active Participants Compared with ZIP code for Northeastern Minnesota Synod, ELCA

		African American	African National	American Indian	Arab	Asian	Multi Racial	White	Other	Hispanic	Total
Bethlehem Lutheran Church 56435 Backus	Congregation	0	0	1	0	0	0	11	0	0	12
	% Act Part.	0.00	0.00	0.00	0.00	0.00	0.00	91.67	0.00	0.00	100.00
	ZIP Code	8	0	11	1	12	48	2,224	0	30	2,364
	% ZIP Code	0.34	0.00	0.47	0.04	0.51	2.03	94.08	0.00	1.27	100.00
Carmel Lutheran Church 55752 Jacobson	Congregation	0	0	0	0	0	0	50	0	0	50
	% Act Part.	0.00	0.00	0.00	0.00	0.00	0.00	100.00	0.00	0.00	100.00
	ZIP Code	2	1	9	1	2	2	389	0	1	408
	% ZIP Code	0.49	0.25	2.21	0.25	0.49	0.49	95.34	0.00	0.25	100.00
First Lutheran Church 55765 Meadowlands	Congregation	0	0	0	0	0	0	50	0	0	50
	% Act Part.	0.00	0.00	0.00	0.00	0.00	0.00	100.00	0.00	0.00	100.00
	ZIP Code	9	1	4	0	4	10	769	0	7	811
	% ZIP Code	1.11	0.12	0.49	0.00	0.49	1.23	94.82	0.00	0.86	100.00
Suomi Evangelical Lutheran Church 02966 56636 Deer River	Congregation	0	0	0	0	0	0	35	0	0	35
	% Act Part.	0.00	0.00	0.00	0.00	0.00	0.00	100.00	0.00	0.00	100.00
	ZIP Code	12	3	746	5	9	182	3,713	2	60	4,792
	% ZIP Code	0.25	0.06	15.57	0.10	0.19	3.80	77.48	0.04	1.25	100.00
Zion Lutheran Church 55072 Sandstone	Congregation	5	0	0	0	0	0	10	0	0	15
	% Act Part.	33.33	0.00	0.00	0.00	0.00	0.00	66.67	0.00	0.00	100.00
	ZIP Code	477	35	261	13	21	96	3,414	2	386	5,091
	% ZIP Code	9.37	0.69	5.13	0.26	0.41	1.89	67.06	0.04	7.58	100.00
Immanuel Lutheran Church 56338 Hillman	Congregation	0	0	0	0	0	0	52	0	0	52
	% Act Part.	0.00	0.00	0.00	0.00	0.00	0.00	100.00	0.00	0.00	100.00
	ZIP Code	4	0	16	0	4	9	1,771	5	17	1,843
	% ZIP Code	0.22	0.00	0.87	0.00	0.22	0.49	96.09	0.27	0.92	100.00
Bear River Lutheran Church 55723 Cook	Congregation	0	0	1	0	0	0	17	0	0	18
	% Act Part.	0.00	0.00	0.00	0.00	0.00	0.00	94.44	0.00	0.00	100.00
	ZIP Code	12	2	47	0	9	40	2,169	0	26	2,331
	% ZIP Code	0.51	0.09	2.02	0.00	0.39	1.72	93.05	0.00	1.12	100.00
Our Savior Lutheran Church 56641 Federal Dam	Congregation	0	0	2	0	0	0	33	0	0	35
	% Act Part.	0.00	0.00	0.00	0.00	0.00	0.00	94.29	0.00	0.00	100.00
	ZIP Code	1	1	82	1	0	8	204	0	4	305
	% ZIP Code	0.33	0.33	26.89	0.33	0.00	2.62	66.89	0.00	1.31	100.00
St John Lutheran Church 55779 Saginaw	Congregation	0	0	0	0	0	0	45	0	0	45
	% Act Part.	0.00	0.00	0.00	0.00	0.00	0.00	100.00	0.00	0.00	100.00
	ZIP Code	27	2	85	0	17	43	3,807	0	64	4,109
	% ZIP Code	0.66	0.05	2.07	0.00	0.41	1.05	92.65	0.00	1.56	100.00
Emmanuel Lutheran Church 55072 Sandstone	Congregation	2	0	0	0	0	0	33	0	0	35
	% Act Part.	5.71	0.00	0.00	0.00	0.00	0.00	94.29	0.00	0.00	100.00
	ZIP Code	477	35	261	13	21	96	3,414	2	386	5,091
	% ZIP Code	9.37	0.69	5.13	0.26	0.41	1.89	67.06	0.04	7.58	100.00

Racial/Ethnic Distribution of Active Participants Compared with ZIP code for Northeastern Minnesota
Synod, ELCA

		African American	African National	American Indian	Arab	Asian	Multi Racial	White	Other	Hispanic	Total
Hope Lutheran Church 03049 55030 Grasston	Congregation	0	0	0	0	0	0	40	0	0	40
	% Act Part.	0.00	0.00	0.00	0.00	0.00	0.00	100.00	0.00	0.00	100.00
	ZIP Code	3	1	5	0	9	17	1,152	0	31	1,249
	% ZIP Code	0.24	0.08	0.40	0.00	0.72	1.36	92.23	0.00	2.48	100.00
Lutheran Church Of The Good Shepherd 02914 55804 Duluth	Congregation	0	0	0	0	0	0	0	0	0	0
	% Act Part.	0.00	0.00	0.00	0.00	0.00	0.00	0.00	0.00	0.00	0.00
	ZIP Code	92	20	84	24	169	224	13,852	9	202	14,878
	% ZIP Code	0.62	0.13	0.56	0.16	1.14	1.51	93.10	0.06	1.36	100.00
Zion Lutheran Church 11813 56350 Mc Grath	Congregation	0	0	0	0	0	0	25	0	0	25
	% Act Part.	0.00	0.00	0.00	0.00	0.00	0.00	100.00	0.00	0.00	100.00
	ZIP Code	2	0	16	0	1	12	467	0	6	510
	% ZIP Code	0.39	0.00	3.14	0.00	0.20	2.35	91.57	0.00	1.18	100.00
Immanuel Lutheran Church 02903 55711 Brookston	Congregation	1	0	0	0	0	0	22	1	1	25
	% Act Part.	4.00	0.00	0.00	0.00	0.00	0.00	88.00	4.00	4.00	100.00
	ZIP Code	10	0	167	0	5	25	428	0	11	657
	% ZIP Code	1.52	0.00	25.42	0.00	0.76	3.81	65.14	0.00	1.67	100.00
Bethany Lutheran Church 02989 56359 Onamia	Congregation	0	0	1	0	0	0	39	0	0	40
	% Act Part.	0.00	0.00	0.00	0.00	0.00	0.00	97.50	0.00	0.00	100.00
	ZIP Code	51	10	893	0	25	116	2,507	0	121	3,844
	% ZIP Code	1.33	0.26	23.23	0.00	0.65	3.02	65.22	0.00	3.15	100.00
Hope Lutheran Church 02924 55765 Meadowlands	Congregation	0	0	0	0	0	0	22	0	0	22
	% Act Part.	0.00	0.00	0.00	0.00	0.00	0.00	100.00	0.00	0.00	100.00
	ZIP Code	9	1	4	0	4	10	769	0	7	811
	% ZIP Code	1.11	0.12	0.49	0.00	0.49	1.23	94.82	0.00	0.86	100.00
Hope Lutheran Church 11595 55767 Moose Lake	Congregation	0	0	0	0	0	0	0	0	0	757
	% Act Part.	0.00	0.00	0.00	0.00	0.00	0.00	0.00	0.00	0.00	100.00
	ZIP Code	461	15	102	11	24	30	3,776	4	172	4,767
	% ZIP Code	9.67	0.31	2.14	0.23	0.50	0.63	79.21	0.08	3.61	100.00
Silverdale Lutheran Church 11654 55771 Orr	Congregation	0	0	0	0	0	0	0	0	0	0
	% Act Part.	0.00	0.00	0.00	0.00	0.00	0.00	0.00	0.00	0.00	0.00
	ZIP Code	5	0	340	0	4	28	1,223	3	36	1,675
	% ZIP Code	0.30	0.00	20.30	0.00	0.24	1.67	73.01	0.18	2.15	100.00
Bethlehem Lutheran Church - Twig 02925 55779 Saginaw	Congregation	0	0	0	0	0	0	30	0	0	30
	% Act Part.	0.00	0.00	0.00	0.00	0.00	0.00	100.00	0.00	0.00	100.00
	ZIP Code	27	2	85	0	17	43	3,807	0	64	4,109
	% ZIP Code	0.66	0.05	2.07	0.00	0.41	1.05	92.65	0.00	1.56	100.00
Our Saviors Lutheran Church 11492 55807 Duluth	Congregation	0	0	0	0	0	0	0	0	0	155
	% Act Part.	0.00	0.00	0.00	0.00	0.00	0.00	0.00	0.00	0.00	100.00
	ZIP Code	172	7	163	10	108	407	8,528	12	218	9,843
	% ZIP Code	1.75	0.07	1.66	0.10	1.10	4.13	86.64	0.12	2.21	100.00

Racial/Ethnic Distribution of Active Participants Compared with ZIP code for Northeastern Minnesota

Synod, ELCA

		African American	African National	American Indian	Arab	Asian	Multi Racial	White	Other	Hispanic	Total
Holy Trinity Lutheran Church 02957 55746 Hibbing	Congregation	0	0	0	0	0	0	25	0	0	25
	% Act Part.	0.00	0.00	0.00	0.00	0.00	0.00	100.00	0.00	0.00	100.00
	ZIP Code	113	31	173	13	134	331	16,183	3	268	17,517
	% ZIP Code	0.65	0.18	0.99	0.07	0.76	1.89	92.38	0.02	1.53	100.00
Bethlehem Lutheran Church 11701 55798 Wright	Congregation	0	0	0	0	0	0	32	3	0	35
	% Act Part.	0.00	0.00	0.00	0.00	0.00	0.00	91.43	8.57	0.00	100.00
	ZIP Code	1	0	6	0	2	8	675	0	7	706
	% ZIP Code	0.14	0.00	0.85	0.00	0.28	1.13	95.61	0.00	0.99	100.00
Jesse Lake Lutheran Church 07574 56637 Talmoon	Congregation	0	1	0	0	0	0	46	0	0	47
	% Act Part.	0.00	2.13	0.00	0.00	0.00	0.00	97.87	0.00	0.00	100.00
	ZIP Code	1	0	3	0	1	3	181	0	2	193
	% ZIP Code	0.52	0.00	1.55	0.00	0.52	1.55	93.78	0.00	1.04	100.00
Trinity Lutheran Church 02992 55371 Princeton	Congregation	0	0	0	0	0	0	0	0	0	1,046
	% Act Part.	0.00	0.00	0.00	0.00	0.00	0.00	0.00	0.00	0.00	100.00
	ZIP Code	79	1	81	1	79	237	15,500	8	318	16,622
	% ZIP Code	0.48	0.01	0.49	0.01	0.48	1.43	93.25	0.05	1.91	100.00
Faith United Lutheran Church 07432 55751 Iron	Congregation	0	0	0	0	0	0	0	0	0	125
	% Act Part.	0.00	0.00	0.00	0.00	0.00	0.00	0.00	0.00	0.00	100.00
	ZIP Code	18	0	5	0	7	22	1,374	1	13	1,453
	% ZIP Code	1.24	0.00	0.34	0.00	0.48	1.51	94.56	0.07	0.89	100.00
Zion Lutheran Church 11456 56672 Remer	Congregation	0	0	0	0	0	0	53	0	0	0
	% Act Part.	0.00	0.00	0.00	0.00	0.00	0.00	0.00	0.00	0.00	0.00
	ZIP Code	8	2	184	1	9	59	1,956	0	36	2,291
	% ZIP Code	0.35	0.09	8.03	0.04	0.39	2.58	85.38	0.00	1.57	100.00
Oak Lake Lutheran Church 03056 55756 Kerrick	Congregation	0	0	0	0	1	2	201	0	0	0
	% Act Part.	0.00	0.00	0.00	0.00	0.00	0.00	0.00	0.00	0.00	0.00
	ZIP Code	3	0	3	1	5	7	380	0	5	409
	% ZIP Code	0.73	0.00	0.73	0.24	1.22	1.71	92.91	0.00	1.22	100.00
Salem Lutheran Church 02920 55707 Barnum	Congregation	0	0	0	0	0	0	243	0	0	243
	% Act Part.	0.00	0.00	0.00	0.00	0.00	0.00	100.00	0.00	0.00	100.00
	ZIP Code	13	9	47	4	13	64	3,119	1	35	3,340
	% ZIP Code	0.39	0.27	1.41	0.12	0.39	1.92	93.38	0.03	1.05	100.00
Emanuel Lutheran Church 02973 56313 Bock	Congregation	0	0	0	0	0	0	70	0	0	70
	% Act Part.	0.00	0.00	0.00	0.00	0.00	0.00	100.00	0.00	0.00	100.00
	ZIP Code	1	0	0	0	1	1	122	0	2	129
	% ZIP Code	0.78	0.00	0.00	0.00	0.78	0.78	94.57	0.00	1.55	100.00
Nashwauk Lutheran Church 11596 55769 Nashwauk	Congregation	0	0	0	0	0	0	139	0	0	75
	% Act Part.	0.00	0.00	0.00	0.00	0.00	0.00	185.33	0.00	0.00	100.00
	ZIP Code	11	3	57	1	9	68	3,027	0	38	3,252
	% ZIP Code	0.34	0.09	1.75	0.03	0.28	2.09	93.08	0.00	1.17	100.00

Racial/Ethnic Distribution of Active Participants Compared with ZIP code for Northeastern Minnesota Synod, ELCA

		African American	African National	American Indian	Arab	Asian	Multi Racial	White	Other	Hispanic	Total
Elim Lutheran Church Of Blackhoof 02902 55707 Barnum	Congregation	0	0	0	0	0	4	116	0	0	120
	% Act Part.	0.00	0.00	0.00	0.00	0.00	3.33	96.67	0.00	0.00	100.00
	ZIP Code	13	9	47	4	13	64	3,119	1	35	3,340
	% ZIP Code	0.39	0.27	1.41	0.12	0.39	1.92	93.38	0.03	1.05	100.00
Zion Lutheran Church (Cloverdale) 03053 55037 Hinckley	Congregation	0	0	1	0	0	0	99	0	0	100
	% Act Part.	0.00	0.00	0.00	0.00	0.00	0.00	99.00	0.00	0.00	100.00
	ZIP Code	34	14	403	16	24	123	4,055	0	163	4,995
	% ZIP Code	0.68	0.28	8.07	0.32	0.48	2.46	81.18	0.00	3.26	100.00
St Paul Lutheran Church 02964	Congregation	0	2	0	0	0	0	23	0	0	25
	% Act Part.	0.00	8.00	0.00	0.00	0.00	0.00	92.00	0.00	0.00	100.00
	ZIP Code										
	% ZIP Code										
Concordia Lutheran Church 02909 55803 Duluth	Congregation	0	0	0	0	0	0	0	0	0	100
	% Act Part.	0.00	0.00	0.00	0.00	0.00	0.00	0.00	0.00	0.00	100.00
	ZIP Code	188	49	170	12	276	242	16,492	16	213	17,871
	% ZIP Code	1.05	0.27	0.95	0.07	1.54	1.35	92.28	0.09	1.19	100.00
Maple Hill Lutheran Church 11628 56474 Pine River	Congregation	0	0	0	0	0	0	51	0	0	51
	% Act Part.	0.00	0.00	0.00	0.00	0.00	0.00	100.00	0.00	0.00	100.00
	ZIP Code	14	0	32	0	28	66	3,965	2	72	4,251
	% ZIP Code	0.33	0.00	0.75	0.00	0.66	1.55	93.27	0.05	1.69	100.00
Spirit Of God Lutheran Church 31249 55806 Duluth	Congregation										
	% Act Part.	0.00									
	ZIP Code	600	118	526	0	149	608	7,278	3	289	9,860
	% ZIP Code	6.09	1.20	5.33	0.00	1.51	6.17	73.81	0.03	2.93	100.00
Trinity Lutheran Church 03042 55712 Bruno	Congregation	0	0	0	0	0	0	130	0	0	0
	% Act Part.	0.00	0.00	0.00	0.00	0.00	0.00	0.00	0.00	0.00	0.00
	ZIP Code	2	0	3	1	5	8	419	0	8	454
	% ZIP Code	0.44	0.00	0.66	0.22	1.10	1.76	92.29	0.00	1.76	100.00
Our Savior's Lutheran Church 11621 56472 Pequot Lakes	Congregation	0	0	0	0	0	0	180	0	0	180
	% Act Part.	0.00	0.00	0.00	0.00	0.00	0.00	100.00	0.00	0.00	100.00
	ZIP Code	22	20	45	2	29	66	7,493	3	89	7,858
	% ZIP Code	0.28	0.25	0.57	0.03	0.37	0.84	95.36	0.04	1.13	100.00
Swan Valley Lutheran Church 11573 56466 Motley	Congregation	0	0	0	0	0	0	37	0	0	37
	% Act Part.	0.00	0.00	0.00	0.00	0.00	0.00	100.00	0.00	0.00	100.00
	ZIP Code	10	0	18	0	16	49	2,939	2	82	3,198
	% ZIP Code	0.31	0.00	0.56	0.00	0.50	1.53	91.90	0.06	2.56	100.00
Our Redeemer Lutheran Church 03064 55063 Pine City	Congregation	0	0	2	0	2	0	440	0	1	445
	% Act Part.	0.00	0.00	0.00	0.00	0.45	0.00	98.88	0.00	0.22	100.00
	ZIP Code	36	2	139	0	73	125	8,419	2	180	9,156
	% ZIP Code	0.39	0.02	1.52	0.00	0.80	1.37	91.95	0.02	1.97	100.00

Racial/Ethnic Distribution of Active Participants Compared with ZIP code for Northeastern Minnesota

Synod, ELCA

		African American	African National	American Indian	Arab	Asian	Multi Racial	White	Other	Hispanic	Total
Crosslake Lutheran Church 56442 Crosslake	Congregation	0	0	1	0	4	7	1,165	0	0	1,177
	% Act Part.	0.00	0.00	0.00	0.00	0.34	0.59	98.98	0.00	0.00	100.00
	ZIP Code	6	4	11	0	9	18	2,848	0	13	2,922
	% ZIP Code	0.21	0.14	0.38	0.00	0.31	0.62	97.47	0.00	0.44	100.00
Grace Lutheran Church 55811 Duluth	Congregation	0	0	0	0	0	0	0	616	0	616
	% Act Part.	0.00	0.00	0.00	0.00	0.00	0.00	0.00	100.00	0.00	100.00
	ZIP Code	524	30	423	4	517	507	25,031	17	638	28,329
	% ZIP Code	1.85	0.11	1.49	0.01	1.82	1.79	88.36	0.06	2.25	100.00
United In Christ Lutheran Church 07162 55734 Eveleth	Congregation	0	0	0	0	1	2	488	0	0	491
	% Act Part.	0.00	0.00	0.00	0.00	0.20	0.41	99.39	0.00	0.00	100.00
	ZIP Code	30	3	83	0	35	142	6,017	1	73	6,457
	% ZIP Code	0.46	0.05	1.29	0.00	0.54	2.20	93.19	0.02	1.13	100.00
Bethlehem Lutheran Church 56401 Brainerd	Congregation	0	1	1	0	2	0	811	0	2	817
	% Act Part.	0.00	0.12	0.00	0.00	0.24	0.00	99.27	0.00	0.24	100.00
	ZIP Code	245	86	314	53	151	600	27,663	19	598	30,327
	% ZIP Code	0.81	0.28	1.04	0.17	0.50	1.98	91.22	0.06	1.97	100.00
St. Andrew's Lutheran Church 16312 55744 Grand Rapids	Congregation	0	0	2	0	2	1	786	0	1	792
	% Act Part.	0.00	0.00	0.00	0.00	0.25	0.13	99.24	0.00	0.13	100.00
	ZIP Code	120	2	374	1	125	467	19,250	9	400	21,148
	% ZIP Code	0.57	0.01	1.77	0.00	0.59	2.21	91.03	0.04	1.89	100.00
Immanuel Lutheran Church 55371 Princeton	Congregation	12	3	2	1	5	6	448	14	10	500
	% Act Part.	2.40	0.60	2.40	0.20	1.00	1.20	89.60	2.80	2.00	100.00
	ZIP Code	79	1	81	1	79	237	15,500	8	318	16,622
	% ZIP Code	0.48	0.01	0.49	0.01	0.48	1.43	93.25	0.05	1.91	100.00
Calvary Lutheran Church 55051 Mora	Congregation	0	0	0	0	0	0	384	0	0	384
	% Act Part.	0.00	0.00	0.00	0.00	0.00	0.00	100.00	0.00	0.00	100.00
	ZIP Code	79	2	74	0	53	168	8,998	2	197	9,770
	% ZIP Code	0.81	0.02	0.76	0.00	0.54	1.72	92.10	0.02	2.02	100.00
Zion Lutheran Church 55720 Cloquet	Congregation	0	0	0	0	0	5	312	0	3	320
	% Act Part.	0.00	0.00	0.00	0.00	0.00	1.56	97.50	0.00	0.94	100.00
	ZIP Code	105	12	1,814	2	98	562	14,044	3	381	17,402
	% ZIP Code	0.60	0.07	10.42	0.01	0.56	3.23	80.70	0.02	2.19	100.00
Trinity Lutheran Church 56401 Brainerd	Congregation	0	0	0	0	0	0	0	681	0	681
	% Act Part.	0.00	0.00	0.00	0.00	0.00	0.00	0.00	100.00	0.00	100.00
	ZIP Code	245	86	314	53	151	600	27,663	19	598	30,327
	% ZIP Code	0.81	0.28	1.04	0.17	0.50	1.98	91.22	0.06	1.97	100.00
Holy Cross Lutheran Church 55811 Duluth	Congregation	0	0	0	0	0	0	646	6	0	652
	% Act Part.	0.00	0.00	0.00	0.00	0.00	0.00	99.08	0.92	0.00	100.00
	ZIP Code	524	30	423	4	517	507	25,031	17	638	28,329
	% ZIP Code	1.85	0.11	1.49	0.01	1.82	1.79	88.36	0.06	2.25	100.00

Racial/Ethnic Distribution of Active Participants Compared with ZIP code for Northeastern Minnesota
Synod, ELCA

		African American	African National	American Indian	Arab	Asian	Multi Racial	White	Other	Hispanic	Total
First Lutheran Church 56649 International Falls	Congregation	0	0	2	0	0	0	137	396	0	535
	% Act Part.	0.00	0.00	0.00	0.00	0.00	0.00	25.61	74.02	0.00	100.00
	ZIP Code	82	10	171	0	36	199	8,978	4	143	9,766
	% ZIP Code	0.84	0.10	1.75	0.00	0.37	2.04	91.93	0.04	1.46	100.00
Zion Lutheran Church 55744 Grand Rapids	Congregation	0	1	1	0	0	1	847	0	0	850
	% Act Part.	0.00	0.12	0.00	0.00	0.00	0.12	99.65	0.00	0.00	100.00
	ZIP Code	120	2	374	1	125	467	19,250	9	400	21,148
	% ZIP Code	0.57	0.01	1.77	0.00	0.59	2.21	91.03	0.04	1.89	100.00
Lord Of Life Lutheran Church 30070 56425 Baxter	Congregation	2	0	0	0	7	16	1,475	0	0	1,500
	% Act Part.	0.13	0.00	0.00	0.00	0.47	1.07	98.33	0.00	0.00	100.00
	ZIP Code	57	14	50	0	90	136	7,299	2	158	7,964
	% ZIP Code	0.72	0.18	0.63	0.00	1.13	1.71	91.65	0.03	1.98	100.00
Bethlehem Lutheran Church 55616 Two Harbors	Congregation	1	0	0	0	0	0	697	0	0	698
	% Act Part.	0.14	0.00	0.00	0.00	0.00	0.00	99.86	0.00	0.00	100.00
	ZIP Code	46	0	48	3	41	95	6,928	0	159	7,479
	% ZIP Code	0.62	0.00	0.64	0.04	0.55	1.27	92.63	0.00	2.13	100.00
Elim Lutheran Church 55807 Duluth	Congregation	2	0	1	0	3	0	574	0	0	580
	% Act Part.	0.34	0.00	0.34	0.00	0.52	0.00	98.97	0.00	0.00	100.00
	ZIP Code	172	7	163	10	108	407	8,528	12	218	9,843
	% ZIP Code	1.75	0.07	1.66	0.10	1.10	4.13	86.64	0.12	2.21	100.00
Grace Lutheran Church 55051 Mora	Congregation	1	0	1	0	2	4	540	2	0	550
	% Act Part.	0.18	0.00	0.18	0.00	0.36	0.73	98.18	0.36	0.00	100.00
	ZIP Code	79	2	74	0	53	168	8,998	2	197	9,770
	% ZIP Code	0.81	0.02	0.76	0.00	0.54	1.72	92.10	0.02	2.02	100.00
Lutheran Church Of The Cross 11600 56468 Nisswa	Congregation	0	0	0	0	0	0	1,556	3	0	1,559
	% Act Part.	0.00	0.00	0.00	0.00	0.00	0.00	99.81	0.19	0.00	100.00
	ZIP Code	18	1	32	1	23	22	4,400	1	71	4,640
	% ZIP Code	0.39	0.02	0.69	0.02	0.50	0.47	94.83	0.02	1.53	100.00
First Lutheran Church 56431 Aitkin	Congregation	2	0	2	0	0	2	744	0	0	750
	% Act Part.	0.27	0.00	0.27	0.00	0.00	0.27	99.20	0.00	0.00	100.00
	ZIP Code	32	5	105	6	45	139	8,307	2	118	8,877
	% ZIP Code	0.36	0.06	1.18	0.07	0.51	1.57	93.58	0.02	1.33	100.00
Our Savior Lutheran Church 55746 Hibbing	Congregation	0	0	0	0	0	0	360	0	0	360
	% Act Part.	0.00	0.00	0.00	0.00	0.00	0.00	100.00	0.00	0.00	100.00
	ZIP Code	113	31	173	13	134	331	16,183	3	268	17,517
	% ZIP Code	0.65	0.18	0.99	0.07	0.76	1.89	92.38	0.02	1.53	100.00
First Lutheran Church 56401 Brainerd	Congregation	0	0	0	0	0	0	0	932	0	932
	% Act Part.	0.00	0.00	0.00	0.00	0.00	0.00	0.00	100.00	0.00	100.00
	ZIP Code	245	86	314	53	151	600	27,663	19	598	30,327
	% ZIP Code	0.81	0.28	1.04	0.17	0.50	1.98	91.22	0.06	1.97	100.00

Racial/Ethnic Distribution of Active Participants Compared with ZIP code for Northeastern Minnesota Synod, ELCA

		African American	African National	American Indian	Arab	Asian	Multi Racial	White	Other	Hispanic	Total
First Lutheran Church 55802 Duluth	Congregation	0	0	0	0	0	0	0	910	0	910
	% Act Part.	0.00	0.00	0.00	0.00	0.00	0.00	0.00	100.00	0.00	100.00
	ZIP Code	120	38	78	0	71	72	1,926	3	41	2,390
	% ZIP Code	5.02	1.59	3.26	0.00	2.97	3.01	80.59	0.13	1.72	100.00
First Lutheran Church 56345 Little Falls	Congregation	6	0	0	0	0	8	548	0	10	572
	% Act Part.	1.05	0.00	0.00	0.00	0.00	1.40	95.80	0.00	1.75	100.00
	ZIP Code	113	16	57	0	118	225	13,875	2	270	14,946
	% ZIP Code	0.76	0.11	0.38	0.00	0.79	1.51	92.83	0.01	1.81	100.00
Bethlehem Lutheran Church 55604 Grand Marais	Congregation	0	0	3	0	3	0	414	0	0	420
	% Act Part.	0.00	0.00	0.00	0.00	0.71	0.00	98.57	0.00	0.00	100.00
	ZIP Code	19	14	221	0	34	103	3,035	0	91	3,608
	% ZIP Code	0.53	0.39	6.13	0.00	0.94	2.85	84.12	0.00	2.52	100.00
Our Saviors Lutheran Church 11469 55720 Cloquet	Congregation	0	0	1	0	3	0	552	0	0	556
	% Act Part.	0.00	0.00	0.00	0.00	0.54	0.00	99.28	0.00	0.00	100.00
	ZIP Code	105	12	1,814	2	98	562	14,044	3	381	17,402
	% ZIP Code	0.60	0.07	10.42	0.01	0.56	3.23	80.70	0.02	2.19	100.00
Hope Lutheran Church 56484 Walker	Congregation	0	0	1	0	4	5	714	0	1	725
	% Act Part.	0.00	0.00	0.00	0.00	0.55	0.69	98.48	0.00	0.14	100.00
	ZIP Code	10	0	671	18	17	95	2,441	4	96	3,448
	% ZIP Code	0.29	0.00	19.46	0.52	0.49	2.76	70.79	0.12	2.78	100.00
Waters of Life Lutheran Church 30730 55803 Duluth	Congregation	0	0	0	0	0	0	292	0	0	292
	% Act Part.	0.00	0.00	0.00	0.00	0.00	0.00	100.00	0.00	0.00	100.00
	ZIP Code	188	49	170	12	276	242	16,492	16	213	17,871
	% ZIP Code	1.05	0.27	0.95	0.07	1.54	1.35	92.28	0.09	1.19	100.00
Salem Lutheran Church 55811 Duluth	Congregation	0	0	3	0	3	6	558	0	0	570
	% Act Part.	0.00	0.00	0.00	0.00	0.53	1.05	97.89	0.00	0.00	100.00
	ZIP Code	524	30	423	4	517	507	25,031	17	638	28,329
	% ZIP Code	1.85	0.11	1.49	0.01	1.82	1.79	88.36	0.06	2.25	100.00
Littlefork Lutheran Church 56653 Littlefork	Congregation	2	0	2	0	0	10	282	0	4	300
	% Act Part.	0.67	0.00	0.67	0.00	0.00	3.33	94.00	0.00	1.33	100.00
	ZIP Code	0	0	85	0	4	6	1,188	0	18	1,319
	% ZIP Code	0.00	0.00	6.44	0.00	0.30	0.45	90.07	0.00	1.36	100.00
Trinity Lutheran Church 56353 Milaca	Congregation	0	0	0	0	0	0	400	0	0	400
	% Act Part.	0.00	0.00	0.00	0.00	0.00	0.00	100.00	0.00	0.00	100.00
	ZIP Code	35	4	55	0	48	104	8,618	5	105	9,079
	% ZIP Code	0.39	0.04	0.61	0.00	0.53	1.15	94.92	0.06	1.16	100.00
Gloria Dei Lutheran Church 55805 Duluth	Congregation	0	0	1	0	9	0	274	0	0	284
	% Act Part.	0.00	0.00	0.00	0.00	3.17	0.00	96.48	0.00	0.00	100.00
	ZIP Code	638	84	458	20	260	502	7,946	6	274	10,462
	% ZIP Code	6.10	0.80	4.38	0.19	2.49	4.80	75.95	0.06	2.62	100.00

Racial/Ethnic Distribution of Active Participants Compared with ZIP code for Northeastern Minnesota

Synod, ELCA

		African American	African National	American Indian	Arab	Asian	Multi Racial	White	Other	Hispanic	Total
Salem Lutheran Church 56444 Deerwood	Congregation	0	0	0	0	0	0	275	0	0	275
	% Act Part.	0.00	0.00	0.00	0.00	0.00	0.00	100.00	0.00	0.00	100.00
	ZIP Code	16	3	12	0	14	34	2,766	1	28	2,902
	% ZIP Code	0.55	0.10	0.41	0.00	0.48	1.17	95.31	0.03	0.96	100.00
Gethsemane Lutheran Church 02968 55792 Virginia	Congregation	1	0	0	0	3	0	755	0	0	759
	% Act Part.	0.13	0.00	0.00	0.00	0.40	0.00	99.47	0.00	0.00	100.00
	ZIP Code	195	13	305	28	82	267	9,115	3	192	10,392
	% ZIP Code	1.88	0.13	2.93	0.27	0.79	2.57	87.71	0.03	1.85	100.00
Zion Lutheran Church 56649 International Falls	Congregation	0	0	0	0	0	0	762	0	0	762
	% Act Part.	0.00	0.00	0.00	0.00	0.00	0.00	100.00	0.00	0.00	100.00
	ZIP Code	82	10	171	0	36	199	8,978	4	143	9,766
	% ZIP Code	0.84	0.10	1.75	0.00	0.37	2.04	91.93	0.04	1.46	100.00
Bethany Lutheran Church 55726 Cromwell	Congregation	0	0	0	0	0	0	3	147	0	150
	% Act Part.	0.00	0.00	0.00	0.00	0.00	0.00	2.00	98.00	0.00	100.00
	ZIP Code	1	0	9	0	3	11	946	0	12	994
	% ZIP Code	0.10	0.00	0.91	0.00	0.30	1.11	95.17	0.00	1.21	100.00
Grace Lutheran Church 55731 Ely	Congregation	0	0	0	0	0	0	196	0	0	196
	% Act Part.	0.00	0.00	0.00	0.00	0.00	0.00	100.00	0.00	0.00	100.00
	ZIP Code	48	0	67	4	46	82	5,650	1	81	6,060
	% ZIP Code	0.79	0.00	1.11	0.07	0.76	1.35	93.23	0.02	1.34	100.00
First Lutheran Church 55746 Hibbing	Congregation	0	0	2	0	2	2	192	0	2	200
	% Act Part.	0.00	0.00	0.00	0.00	1.00	1.00	96.00	0.00	1.00	100.00
	ZIP Code	113	31	173	13	134	331	16,183	3	268	17,517
	% ZIP Code	0.65	0.18	0.99	0.07	0.76	1.89	92.38	0.02	1.53	100.00
Immanuel Lutheran Church 55790 Tower	Congregation	1	0	1	0	0	0	183	0	0	185
	% Act Part.	0.54	0.00	0.54	0.00	0.00	0.00	98.92	0.00	0.00	100.00
	ZIP Code	6	0	254	1	12	48	1,929	0	28	2,306
	% ZIP Code	0.26	0.00	11.01	0.04	0.52	2.08	83.65	0.00	1.21	100.00
Grace Lutheran Church 55760 McGregor	Congregation	0	0	0	0	0	0	147	0	0	147
	% Act Part.	0.00	0.00	0.00	0.00	0.00	0.00	100.00	0.00	0.00	100.00
	ZIP Code	3	4	185	3	10	33	2,433	1	41	2,754
	% ZIP Code	0.11	0.15	6.72	0.11	0.36	1.20	88.34	0.04	1.49	100.00
Immanuel Lutheran Church 55051 Mora	Congregation	0	0	0	0	0	0	193	0	0	193
	% Act Part.	0.00	0.00	0.00	0.00	0.00	0.00	100.00	0.00	0.00	100.00
	ZIP Code	79	2	74	0	53	168	8,998	2	197	9,770
	% ZIP Code	0.81	0.02	0.76	0.00	0.54	1.72	92.10	0.02	2.02	100.00
Light Of The Cross Lutheran Church 02974 56450 Garrison	Congregation	0	0	2	0	0	0	188	0	0	190
	% Act Part.	0.00	0.00	0.00	0.00	0.00	0.00	98.95	0.00	0.00	100.00
	ZIP Code	7	2	241	0	3	25	934	0	30	1,272
	% ZIP Code	0.55	0.16	18.95	0.00	0.24	1.97	73.43	0.00	2.36	100.00

Racial/Ethnic Distribution of Active Participants Compared with ZIP code for Northeastern Minnesota Synod, ELCA

		African American	African National	American Indian	Arab	Asian	Multi Racial	White	Other	Hispanic	Total
Faith Lutheran Church 55719 Chisholm	Congregation	0	0	0	0	0	8	150	0	0	158
	% Act Part.	0.00	0.00	0.00	0.00	0.00	5.06	94.94	0.00	0.00	100.00
	ZIP Code	57	28	78	0	27	151	6,595	0	114	7,164
	% ZIP Code	0.80	0.39	1.09	0.00	0.38	2.11	92.06	0.00	1.59	100.00
Trinity Lutheran Church 55805 Duluth	Congregation	3	0	0	0	0	0	197	0	0	200
	% Act Part.	1.50	0.00	0.00	0.00	0.00	0.00	98.50	0.00	0.00	100.00
	ZIP Code	638	84	458	20	260	502	7,946	6	274	10,462
	% ZIP Code	6.10	0.80	4.38	0.19	2.49	4.80	75.95	0.06	2.62	100.00
Bethany Lutheran Church 56636 Deer River	Congregation	0	0	0	0	1	1	148	0	0	150
	% Act Part.	0.00	0.00	0.00	0.00	0.67	0.67	98.67	0.00	0.00	100.00
	ZIP Code	12	3	746	5	9	182	3,713	2	60	4,792
	% ZIP Code	0.25	0.06	15.57	0.10	0.19	3.80	77.48	0.04	1.25	100.00
Our Savior Lutheran Church 55792 Virginia	Congregation	7	0	3	0	1	10	160	0	0	181
	% Act Part.	3.87	0.00	3.87	0.00	0.55	5.52	88.40	0.00	0.00	100.00
	ZIP Code	195	13	305	28	82	267	9,115	3	192	10,392
	% ZIP Code	1.88	0.13	2.93	0.27	0.79	2.57	87.71	0.03	1.85	100.00
Faith Lutheran Church 55750 Hoyt Lakes	Congregation	0	0	0	0	0	12	123	0	0	135
	% Act Part.	0.00	0.00	0.00	0.00	0.00	8.89	91.11	0.00	0.00	100.00
	ZIP Code	0	0	13	0	0	35	1,964	0	9	2,030
	% ZIP Code	0.00	0.00	0.64	0.00	0.00	1.72	96.75	0.00	0.44	100.00
Bethel Lutheran Church 56469 Palisade	Congregation	0	0	4	0	0	0	161	0	0	165
	% Act Part.	0.00	0.00	0.00	0.00	0.00	0.00	97.58	0.00	0.00	100.00
	ZIP Code	14	2	30	0	7	10	998	0	17	1,095
	% ZIP Code	1.28	0.18	2.74	0.00	0.64	0.91	91.14	0.00	1.55	100.00
Grace Lutheran Church 55072 Sandstone	Congregation	0	0	0	0	0	0	134	0	0	134
	% Act Part.	0.00	0.00	0.00	0.00	0.00	0.00	100.00	0.00	0.00	100.00
	ZIP Code	477	35	261	13	21	96	3,414	2	386	5,091
	% ZIP Code	9.37	0.69	5.13	0.26	0.41	1.89	67.06	0.04	7.58	100.00
Bethany Lutheran Church 56443 Cushing	Congregation	0	0	0	0	0	0	138	0	0	138
	% Act Part.	0.00	0.00	0.00	0.00	0.00	0.00	100.00	0.00	0.00	100.00
	ZIP Code	6	1	3	0	6	19	1,476	2	15	1,543
	% ZIP Code	0.39	0.06	0.19	0.00	0.39	1.23	95.66	0.13	0.97	100.00
French River Lutheran Church 02912 55804 Duluth	Congregation	0	0	0	0	0	5	225	0	0	230
	% Act Part.	0.00	0.00	0.00	0.00	0.00	2.17	97.83	0.00	0.00	100.00
	ZIP Code	92	20	84	24	169	224	13,852	9	202	14,878
	% ZIP Code	0.62	0.13	0.56	0.16	1.14	1.51	93.10	0.06	1.36	100.00
Evangelical Lutheran Church 02943 55706 Babbitt	Congregation	0	0	0	0	0	0	133	0	0	133
	% Act Part.	0.00	0.00	0.00	0.00	0.00	0.00	100.00	0.00	0.00	100.00
	ZIP Code	2	3	7	0	3	23	1,744	0	4	1,790
	% ZIP Code	0.11	0.17	0.39	0.00	0.17	1.28	97.43	0.00	0.22	100.00

Racial/Ethnic Distribution of Active Participants Compared with ZIP code for Northeastern Minnesota
Synod, ELCA

		African American	African National	American Indian	Arab	Asian	Multi Racial	White	Other	Hispanic	Total
Bethesda Lutheran Church 56342 Isle	Congregation	0	0	0	0	0	0	178	0	0	178
	% Act Part.	0.00	0.00	0.00	0.00	0.00	0.00	100.00	0.00	0.00	100.00
	ZIP Code	13	1	144	0	9	40	2,387	0	66	2,726
	% ZIP Code	0.48	0.04	5.28	0.00	0.33	1.47	87.56	0.00	2.42	100.00
Zion Lutheran Church 56353 Milaca	Congregation	0	0	0	0	2	0	236	0	3	241
	% Act Part.	0.00	0.00	0.00	0.00	0.83	0.00	97.93	0.00	1.24	100.00
	ZIP Code	35	4	55	0	48	104	8,618	5	105	9,079
	% ZIP Code	0.39	0.04	0.61	0.00	0.53	1.15	94.92	0.06	1.16	100.00
Salem Lutheran Church 56655 Longville	Congregation	1	0	0	0	0	0	179	0	0	180
	% Act Part.	0.56	0.00	0.00	0.00	0.00	0.00	99.44	0.00	0.00	100.00
	ZIP Code	1	1	199	2	6	21	1,129	0	14	1,387
	% ZIP Code	0.07	0.07	14.35	0.14	0.43	1.51	81.40	0.00	1.01	100.00
Grace Community Church 56628 Bigfork	Congregation	0	0	0	0	1	0	139	0	0	140
	% Act Part.	0.00	0.00	0.00	0.00	0.71	0.00	99.29	0.00	0.00	100.00
	ZIP Code	11	0	22	0	9	27	1,630	0	14	1,727
	% ZIP Code	0.64	0.00	1.27	0.00	0.52	1.56	94.38	0.00	0.81	100.00
Kenwood Lutheran Church 55811 Duluth	Congregation	0	0	0	0	0	0	224	0	0	224
	% Act Part.	0.00	0.00	0.00	0.00	0.00	0.00	100.00	0.00	0.00	100.00
	ZIP Code	524	30	423	4	517	507	25,031	17	638	28,329
	% ZIP Code	1.85	0.11	1.49	0.01	1.82	1.79	88.36	0.06	2.25	100.00
First Lutheran Church 56474 Pine River	Congregation	0	0	0	0	0	3	232	0	0	235
	% Act Part.	0.00	0.00	0.00	0.00	0.00	1.28	98.72	0.00	0.00	100.00
	ZIP Code	14	0	32	0	28	66	3,965	2	72	4,251
	% ZIP Code	0.33	0.00	0.75	0.00	0.66	1.55	93.27	0.05	1.69	100.00
Our Savior Lutheran Church 55705 Aurora	Congregation	0	0	0	0	0	0	247	0	0	247
	% Act Part.	0.00	0.00	0.00	0.00	0.00	0.00	100.00	0.00	0.00	100.00
	ZIP Code	9	4	20	0	21	31	3,087	0	22	3,216
	% ZIP Code	0.28	0.12	0.62	0.00	0.65	0.96	95.99	0.00	0.68	100.00
Emmanuel Lutheran Church 55616 Two Harbors	Congregation	0	0	0	0	3	0	247	0	0	250
	% Act Part.	0.00	0.00	0.00	0.00	1.20	0.00	98.80	0.00	0.00	100.00
	ZIP Code	46	0	48	3	41	95	6,928	0	159	7,479
	% ZIP Code	0.62	0.00	0.64	0.04	0.55	1.27	92.63	0.00	2.13	100.00
First Lutheran Church 55037 Hinckley	Congregation	2	0	14	0	0	7	200	0	2	225
	% Act Part.	0.89	0.00	0.89	0.00	0.00	3.11	88.89	0.00	0.89	100.00
	ZIP Code	34	14	403	16	24	123	4,055	0	163	4,995
	% ZIP Code	0.68	0.28	8.07	0.32	0.48	2.46	81.18	0.00	3.26	100.00
Family Of God Lutheran Church 02911 55803 Duluth	Congregation	0	0	0	0	0	0	166	0	2	168
	% Act Part.	0.00	0.00	0.00	0.00	0.00	0.00	98.81	0.00	1.19	100.00
	ZIP Code	188	49	170	12	276	242	16,492	16	213	17,871
	% ZIP Code	1.05	0.27	0.95	0.07	1.54	1.35	92.28	0.09	1.19	100.00

Racial/Ethnic Distribution of Active Participants Compared with ZIP code for Northeastern Minnesota Synod, ELCA

		African American	African National	American Indian	Arab	Asian	Multi Racial	White	Other	Hispanic	Total
Faith Lutheran Church 02979 56342 Isle	Congregation	0	0	0	0	0	10	220	0	0	230
	% Act Part.	0.00	0.00	0.00	0.00	0.00	4.35	95.65	0.00	0.00	100.00
	ZIP Code	13	1	144	0	9	40	2,387	0	66	2,726
	% ZIP Code	0.48	0.04	5.28	0.00	0.33	1.47	87.56	0.00	2.42	100.00
Messiah Lutheran Church 02962 55768 Mountain Iron	Congregation	0	0	0	0	0	14	191	0	0	205
	% Act Part.	0.00	0.00	0.00	0.00	0.00	6.83	93.17	0.00	0.00	100.00
	ZIP Code	21	1	17	0	17	62	2,510	0	24	2,676
	% ZIP Code	0.78	0.04	0.64	0.00	0.64	2.32	93.80	0.00	0.90	100.00
Bethel Lutheran Church 02983 56345 Little Falls	Congregation	3	0	0	0	0	0	134	0	0	137
	% Act Part.	2.19	0.00	0.00	0.00	0.00	0.00	97.81	0.00	0.00	100.00
	ZIP Code	113	16	57	0	118	225	13,875	2	270	14,946
	% ZIP Code	0.76	0.11	0.38	0.00	0.79	1.51	92.83	0.01	1.81	100.00

Congregations, Sorted by Number of Adult and Child Baptisms, in 3E

<u>CongID</u>	<u>Congregation</u>	<u>City</u>	<u>State</u>	<u>ZipCode</u>	<u>Data Year</u>	<u>Baptisms</u>
30070	Lord Of Life Lutheran Church	Baxter	MN	56425	2017	28
11469	Our Saviors Lutheran Church	Cloquet	MN	55720	2017	17
03060	Grace Lutheran Church	Mora	MN	55051	2017	17
03064	Our Redeemer Lutheran Church	Pine City	MN	55063	2015	16
12124	First Lutheran Church	Little Falls	MN	56345	2017	16
07162	United In Christ Lutheran Church	Eveleth	MN	55734	2017	14
11458	Trinity Lutheran Church	Brainerd	MN	56401	2017	14
11490	First Lutheran Church	Duluth	MN	55802	2017	13
02914	Lutheran Church Of The Good Shepherd	Duluth	MN	55804	2017	13
11676	Bethlehem Lutheran Church	Two Harbors	MN	55616	2017	12
16312	St. Andrew's Lutheran Church	Grand Rapids	MN	55744	2017	12
02962	Messiah Lutheran Church	Mountain Iron	MN	55768	2017	11
02972	First Lutheran Church	Aitkin	MN	56431	2017	11
11600	Lutheran Church Of The Cross	Nisswa	MN	56468	2017	11
02992	Trinity Lutheran Church	Princeton	MN	55371	2016	10
11872	Calvary Lutheran Church	Mora	MN	55051	2017	10
02968	Gethsemane Lutheran Church	Virginia	MN	55792	2017	10
07432	Faith United Lutheran Church	Iron	MN	55751	2016	10
02983	Bethel Lutheran Church	Little Falls	MN	56345	2017	9
11486	Grace Lutheran Church	Hermantown	MN	55811	2017	9
11559	Our Savior Lutheran Church	Hibbing	MN	55746	2017	9
11493	Trinity Lutheran Church	Duluth	MN	55805	2017	9
30730	Waters of Life Lutheran Church	Duluth	MN	55803	2017	8
02905	Bethesda Evangelical Lutheran Church	Carlton	MN	55718	2017	8
11472	Bethany Lutheran Church	Cromwell	MN	55726	2017	7
11627	First Lutheran Church	Pine River	MN	56474	2017	7
11564	Zion Lutheran Church	International Falls	MN	56649	2017	7
02955	Zion Lutheran Church	Grand Rapids	MN	55744	2017	7
02977	Crosslake Lutheran Church	Crosslake	MN	56442	2017	7
02975	First Lutheran Church	Brainerd	MN	56401	2017	7
02978	Salem Lutheran Church	Deerwood	MN	56444	2017	7
02981	Immanuel Lutheran Church	Hillman	MN	56338	2017	6
11562	Trinity Lutheran Church	Hovland	MN	55606	2017	6
02948	Bethany Lutheran Church	Deer River	MN	56636	2017	6
11595	Hope Lutheran Church	Moose Lake	MN	55767	2016	6
03056	Oak Lake Lutheran Church	Kerrick	MN	55756	2008	6
02956	First Lutheran Church	Hibbing	MN	55746	2017	6
11688	Our Savior Lutheran Church	Virginia	MN	55792	2017	6
11457	Bethlehem Lutheran Church	Brainerd	MN	56401	2017	6
11537	Bethlehem Lutheran Church	Grand Marais	MN	55604	2017	6
11612	Our Savior Lutheran Church	Outing	MN	56662	2017	5
02911	Family Of God Lutheran Church	Duluth	MN	55803	2017	5

Source: Annual Congregational Report Forms, 2017. Prepared by Research and Evaluation, Office of the Presiding Bishop, ELCA.

Run date:10/25/2018

Congregations, Sorted by Number of Adult and Child Baptisms, in 3E

<u>CongID</u>	<u>Congregation</u>	<u>City</u>	<u>State</u>	<u>ZipCode</u>	<u>Data Year</u>	<u>Baptisms</u>
11452	Grace Community Church	Bigfork	MN	56628	2017	5
02979	Faith Lutheran Church	Isle	MN	56342	2017	5
11690	Hope Lutheran Church	Walker	MN	56484	2017	5
02973	Emanuel Lutheran Church	Bock	MN	56313	2015	5
02902	Elim Lutheran Church Of Blackhoof	Barnum	MN	55707	2015	5
11785	Holden Lutheran Church	Isle	MN	56342	2017	4
11621	Our Savior's Lutheran Church	Pequot Lakes	MN	56472	2015	4
02920	Salem Lutheran Church	Mahtowa	MN	55707	2012	4
02912	French River Lutheran Church	Duluth	MN	55804	2017	4
02950	Grace Lutheran Church	Ely	MN	55731	2017	4
02918	Salem Lutheran Church	Hermantown	MN	55811	2017	4
11492	Our Saviors Lutheran Church	Duluth	MN	55807	2016	4
02926	Emmanuel Lutheran Church	Two Harbors	MN	55616	2017	4
02910	Elim Lutheran Church	Duluth	MN	55807	2017	4
02969	Bethel Lutheran Church	Warba	MN	55793	2017	3
02961	Bethany Lutheran Church	Loman	MN	56654	2017	3
02971	Bethlehem Lutheran Church	Aitkin	MN	56431	2017	3
02987	Zion Lutheran Church	Milaca	MN	56353	2017	3
11563	Faith Lutheran Church	Hoyt Lakes	MN	55750	2017	3
11626	Bethlehem Lutheran Church	Backus	MN	56435	2017	3
11815	Trinity Lutheran Church	Milaca	MN	56353	2017	3
02906	Zion Lutheran Church	Cloquet	MN	55720	2017	3
02984	Bethesda Lutheran Church	Isle	MN	56342	2017	3
11596	Nashwauk Lutheran Church	Nashwauk	MN	55769	2015	3
02909	Concordia Lutheran Church	Duluth	MN	55803	2016	3
02963	St Mark's Lutheran Church	Aurora	MN	55705	2017	2
03061	Immanuel Lutheran Church	Mora	MN	55051	2017	2
11568	Knife River Lutheran Church	Knife River	MN	55609	2017	2
03223	St John Lutheran Church Of Cedar Brook	Aitkin	MN	56431	2017	2
02946	Faith Lutheran Church	Chisholm	MN	55719	2017	2
11471	Trinity Lutheran Church	Cook	MN	55723	2017	2
02974	Light Of The Cross Lutheran Church	Garrison	MN	56450	2017	2
02925	Bethlehem Lutheran Church - Twig	Saginaw	MN	55779	2017	2
02985	Grace Lutheran Church	McGregor	MN	55760	2017	2
11575	Littlefork Lutheran Church	Littlefork	MN	56653	2017	2
11502	Our Savior Lutheran Church	Federal Dam	MN	56641	2017	2
02924	Hope Lutheran Church	Toivola	MN	55765	2017	2
03068	Grace Lutheran Church	Sandstone	MN	55072	2017	2
02995	Gethsemane Lutheran Church	Upsala	MN	56384	2017	2
03042	Trinity Lutheran Church	Bruno	MN	55712	2007	2
02959	First Lutheran Church	International Falls	MN	56649	2017	2
31248	United Lutheran Church Of Proctor	Proctor	MN	55810	2017	2

Source: Annual Congregational Report Forms, 2017. Prepared by Research and Evaluation, Office of the Presiding Bishop, ELCA.

Run date:10/25/2018

Congregations, Sorted by Number of Adult and Child Baptisms, in 3E

<u>CongID</u>	<u>Congregation</u>	<u>City</u>	<u>State</u>	<u>ZipCode</u>	<u>Data Year</u>	<u>Baptisms</u>
11491	Kenwood Lutheran Church	Duluth	MN	55811	2017	2
16114	St Paul's Lutheran Church	Hackensack	MN	56452	2016	2
02913	Gloria Dei Lutheran Church	Duluth	MN	55805	2017	2
02967	Immanuel Lutheran Church	Tower	MN	55790	2017	1
11463	Trinity Lutheran Church	Cass Lake	MN	56633	2017	1
16278	St John Lutheran Church	Saginaw	MN	55779	2017	1
02921	First Lutheran Church	Meadowlands	MN	55765	2017	1
02989	Bethany Lutheran Church	Onamia	MN	56359	2017	1
03067	Emmanuel Lutheran Church	Sandstone	MN	55072	2017	1
02957	Holy Trinity Lutheran Church	Hibbing	MN	55746	2017	1
07615	Carmel Lutheran Church	Jacobson	MN	55752	2017	1
02990	Bethel Lutheran Church	Palisade	MN	56469	2017	1
03059	Zion Lutheran Church	Markville	MN	55072	2017	1
11628	Maple Hill Lutheran Church	Pine River	MN	56474	2014	1
11577	Salem Lutheran Church	Longville	MN	56655	2017	1
11573	Swan Valley Lutheran Church	Motley	MN	56466	2014	1
02915	Holy Cross Lutheran Church	Duluth	MN	55811	2017	1
02964	St Paul Lutheran Church	Soudan	MN	55782	2014	1
16066	Bethel Lutheran Church	Brainerd	MN	56401	2017	0
11424	Faith Lutheran Church	Culver	MN	55779	2017	0
02994	Faith Lutheran Church, Swanburg	Pine River	MN	56474	2017	0
11445	Bear River Lutheran Church	Cook	MN	55723	2017	0
02970	Bethesda Lutheran Church	Aitkin	MN	56431	2017	0
11635	Bethany Lutheran Church	Remer	MN	56672	2017	0
02945	First Lutheran Church	Buhl	MN	55713	2017	0
11514	Zion Lutheran Church	Finland	MN	55603	2017	0
30592	Hope Lutheran Church	Embarrass	MN	55732	2017	0
30189	Bethel-Trinity Lutheran Church	Bovey	MN	55709	2017	0
11578	Lutsen Lutheran Church	Lutsen	MN	55612	2017	0
11496	Effie Fredheim Lutheran Church	Effie	MN	56639	2017	0
03040	Bethlehem Lutheran Church	Askov	MN	55704	2017	0
11566	Congregation of the Good Shepherd	Keewatin	MN	55753	2017	0
07574	Jesse Lake Lutheran Church	Talmoon	MN	56637	2017	0
11464	Our Saviour Lutheran Church	Two Harbors	MN	55616	2017	0
02943	Evangelical Lutheran Church	Babbitt	MN	55706	2017	0
11701	Bethlehem Lutheran Church	Wright	MN	55798	2017	0
02904	St Peter Lutheran Church	Canyon	MN	55717	2017	0
11431	Our Savior Lutheran Church	Aurora	MN	55705	2017	0
03049	Hope Lutheran Church	Grasston	MN	55030	2017	0
02903	Immanuel Lutheran Church	Brookston	MN	55711	2017	0
02966	Suomi Evangelical Lutheran Church	Deer River	MN	56636	2017	0
11813	Zion Lutheran Church	McGrath	MN	56350	2017	0

Source: Annual Congregational Report Forms, 2017. Prepared by Research and Evaluation, Office of the Presiding Bishop, ELCA.

Run date:10/25/2018

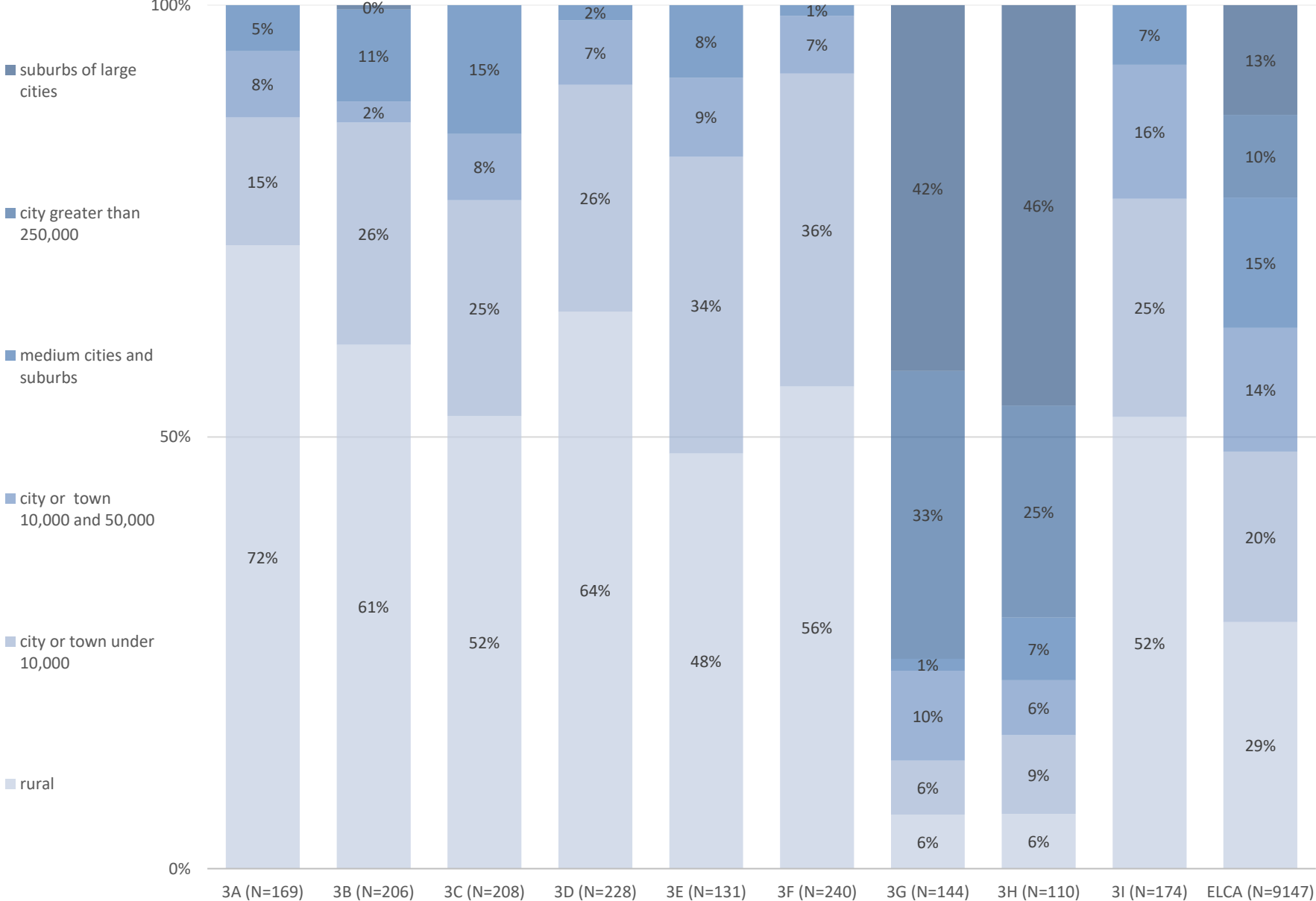
Congregations, Sorted by Number of Adult and Child Baptisms, in 3E

<u>CongID</u>	<u>Congregation</u>	<u>City</u>	<u>State</u>	<u>ZipCode</u>	<u>Data Year</u>	<u>Baptisms</u>
07163	Bethany Lutheran Church	Cushing	MN	56443	2017	0
11654	Silverdale Lutheran Church	Silverdale	MN	55771	2017	0
11456	Zion Lutheran Church	Boy River	MN	56672	2006	0
03053	Zion Lutheran Church (Cloverdale)	Hinckley	MN	55037	2014	0
03052	First Lutheran Church	Hinckley	MN	55037	2017	0
11900	Immanuel Lutheran Church	Princeton	MN	55371	2017	0
31249	Spirit Of God Lutheran Church	Duluth	MN	55806		

**Giving per Average Attendee To and By ELCA Congregations in Region 3
Grouped by Size of Congregation**

<u>Congregation Size</u>	<u>Num of congs</u>	<u>Attendee Regular Giving</u>	<u>Attendee Designated Giving</u>	<u>Attendee Mission Support</u>	<u>Support Directly to Synod</u>	<u>Support Directly to CWO</u>	<u>Non-Mission Supprt Benevolence</u>
between 1 and 50	682	\$1,483.73	\$130.41	\$67.42	\$16.19	\$7.10	\$111.91
between 51 and 150	563	\$1,634.04	\$291.26	\$71.47	\$21.22	\$7.03	\$92.76
between 151 and 350	257	\$1,858.89	\$299.73	\$88.21	\$22.63	\$10.58	\$115.47
between 351 and 800	77	\$1,858.69	\$351.02	\$74.72	\$17.70	\$7.26	\$125.18
801 or more	23	\$1,783.59	\$350.66	\$60.97	\$18.33	\$4.52	\$122.18
Total	1,601	\$1,619.07	\$227.87	\$72.44	\$19.10	\$7.60	\$106.54

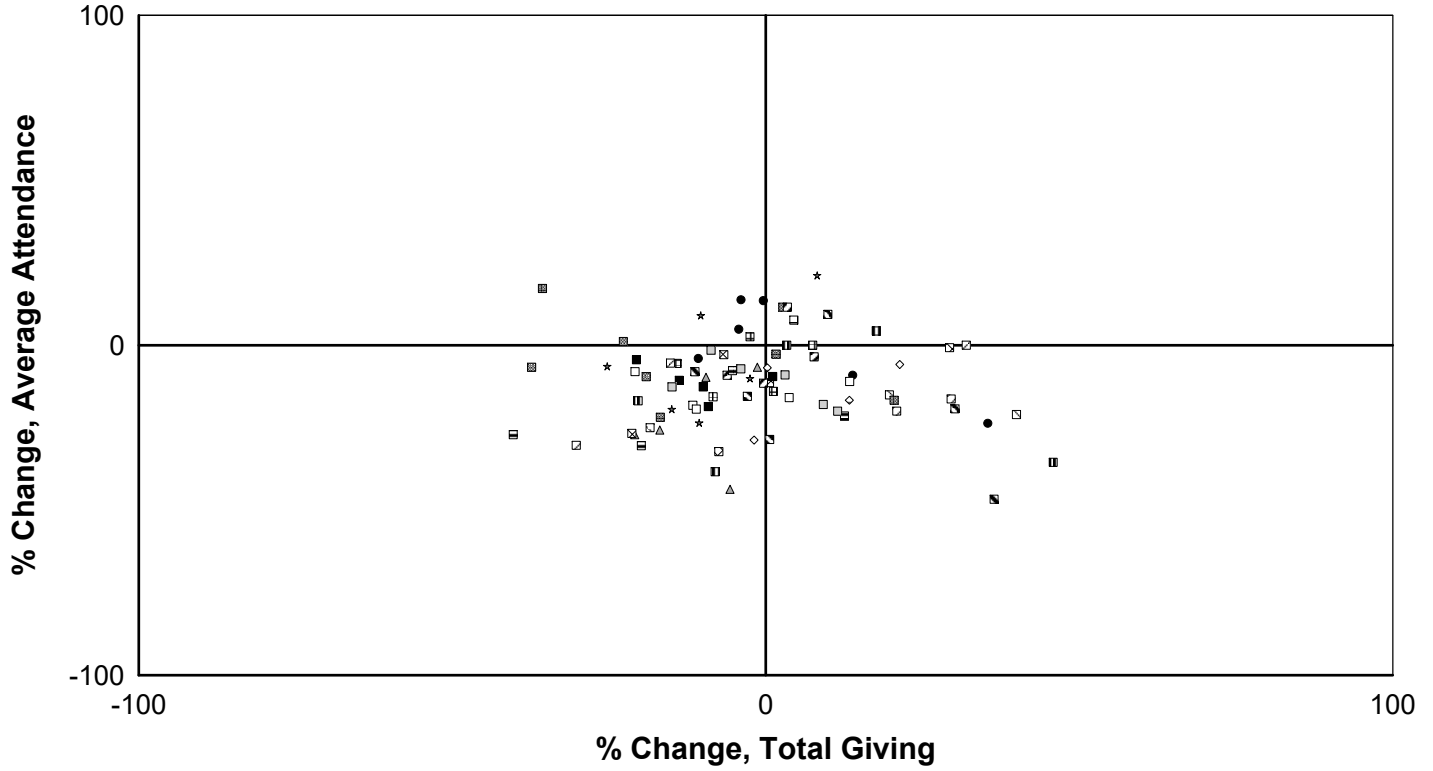
DISTRIBUTION OF COMMUNITY CONTEXT, REGION 3



Percentages rounded, so may not equal 100%. Source: 2017 Form A data.

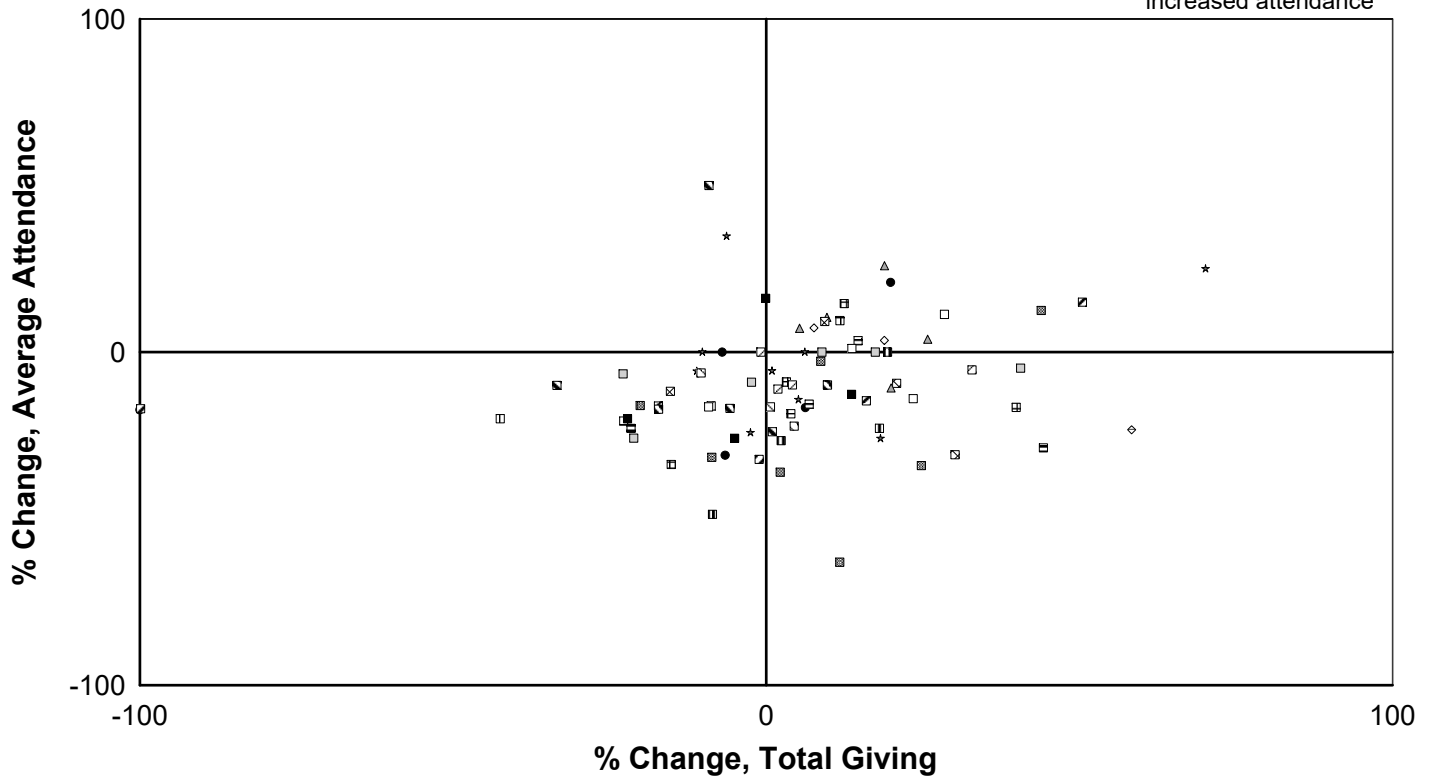
2009 to 2013

increased giving,
increased attendance



2013 to 2017

increased giving,
increased attendance



Average Attendance, Active Participants and Baptized Members, by Congregation, in 3E

<u>CongNameLC</u>	<u>City</u>	<u>State</u>	<u>ZipCode</u>	<u>Data Year</u>	<u>Average Attendance</u>	<u>Active Participants</u>	<u>Baptized Members</u>
Crosslake Lutheran Church	Crosslake	MN	56442	2017	399	1,177	1,336
Trinity Lutheran Church	Brainerd	MN	56401	2017	384	681	1,804
First Lutheran Church	Duluth	MN	55802	2017	366	910	1,866
Lutheran Church Of The Cross	Nisswa	MN	56468	2017	362	1,559	1,559
Lord Of Life Lutheran Church	Baxter	MN	56425	2017	306	1,500	1,452
First Lutheran Church	Aitkin	MN	56431	2017	297	750	1,185
Hope Lutheran Church	Walker	MN	56484	2017	275	725	1,179
Zion Lutheran Church	Grand Rapids	MN	55744	2017	265	850	1,075
Bethlehem Lutheran Church	Brainerd	MN	56401	2017	253	817	882
Immanuel Lutheran Church	Crosby	MN	56441	2009	240	500	732
Trinity Lutheran Church	Princeton	MN	55371	2016	231	1,046	1,214
Our Redeemer Lutheran Church	Pine City	MN	55063	2015	215	445	1,525
Hope Lutheran Church	Moose Lake	MN	55767	2016	210	757	599
First Lutheran Church	Little Falls	MN	56345	2017	203	572	1,074
Grace Lutheran Church	Mora	MN	55051	2017	200	550	436
Immanuel Lutheran Church	Princeton	MN	55371	2017	191	500	1,041
Lutheran Church Of The Good Shepherd	Duluth	MN	55804	2017	186	0	1,442
Salem Lutheran Church	Deerwood	MN	56444	2017	181	275	463
Grace Lutheran Church	Hermantown	MN	55811	2017	174	616	616
Our Saviors Lutheran Church	Cloquet	MN	55720	2017	161	556	933
United In Christ Lutheran Church	Eveleth	MN	55734	2017	160	491	620
Our Savior's Lutheran Church	Pequot Lakes	MN	56472	2015	157	180	535
St. Andrew's Lutheran Church	Grand Rapids	MN	55744	2017	155	792	1,139
Our Savior Lutheran Church	Hibbing	MN	55746	2017	155	360	1,281
Holy Cross Lutheran Church	Duluth	MN	55811	2017	144	652	652
Bethlehem Lutheran Church	Grand Marais	MN	55604	2017	141	420	520
First Lutheran Church	Hinckley	MN	55037	2017	139	225	463
Elim Lutheran Church	Duluth	MN	55807	2017	135	580	580
First Lutheran Church	Brainerd	MN	56401	2017	134	932	970
Salem Lutheran Church	Longville	MN	56655	2017	133	180	313
Trinity Lutheran Church	Milaca	MN	56353	2017	130	400	495
Gethsemane Lutheran Church	Virginia	MN	55792	2017	130	759	759
Zion Lutheran Church	International Falls	MN	56649	2017	128	762	777
Gloria Dei Lutheran Church	Duluth	MN	55805	2017	123	284	357
Bethlehem Lutheran Church	Two Harbors	MN	55616	2017	122	698	1,244
Calvary Lutheran Church	Mora	MN	55051	2017	117	384	648
Salem Lutheran Church	Hermantown	MN	55811	2017	116	570	570
Bethesda Lutheran Church	Isle	MN	56342	2017	115	178	331
Waters of Life Lutheran Church	Duluth	MN	55803	2017	115	292	357
Bethesda Evangelical Lutheran Church	Carlton	MN	55718	2017	112	112	827
Our Savior Lutheran Church	Virginia	MN	55792	2017	106	181	525
Grace Lutheran Church	Ely	MN	55731	2017	105	196	483
Sychar Lutheran Church	Silver Bay	MN	55614	2007	103	0	256
Sychar Lutheran Church	Silver Bay	MN	55614	2007	103	0	256
First Lutheran Church	Hibbing	MN	55746	2017	102	200	538
Zion Lutheran Church	Cloquet	MN	55720	2017	99	320	592
Hope Lutheran Church	Floodwood	MN	55736	2007	98	0	311
Hope Lutheran Church	Floodwood	MN	55736	2007	98	0	311
First Lutheran Church	Pine River	MN	56474	2017	97	235	419
First Lutheran Church	International Falls	MN	56649	2017	93	535	583
Trinity Lutheran Church	Duluth	MN	55805	2017	92	200	388
Emmanuel Lutheran Church	Two Harbors	MN	55616	2017	92	250	908
Kenwood Lutheran Church	Duluth	MN	55811	2017	91	224	319
United Lutheran Church Of Proctor	Proctor	MN	55810	2017	90	110	193

Source: Annual Congregational Report Forms, 2017. Prepared by Research and Evaluation, Office of the Presiding Bishop, ELCA.

Run Date: 10/22/2018

Average Attendance, Active Participants and Baptized Members, by Congregation, in 3E

<u>CongNameLC</u>	<u>City</u>	<u>State</u>	<u>ZipCode</u>	<u>Data</u> <u>Year</u>	<u>Average</u> <u>Attendance</u>	<u>Active</u> <u>Participants</u>	<u>Baptized</u> <u>Members</u>
French River Lutheran Church	Duluth	MN	55804	2017	87	230	322
Our Saviors Lutheran Church	Duluth	MN	55807	2016	86	155	300
Trinity Lutheran Church	Cook	MN	55723	2017	86	100	662
Faith Lutheran Church	Isle	MN	56342	2017	83	230	305
Immanuel Lutheran Church	Tower	MN	55790	2017	81	185	225
Family Of God Lutheran Church	Duluth	MN	55803	2017	79	168	771
Salem Lutheran Church	Mahtowa	MN	55707	2012	78	243	283
St Paul's Lutheran Church	Hackensack	MN	56452	2016	75	182	182
Oak Lake Lutheran Church	Kerrick	MN	55756	2008	74	0	204
Concordia Lutheran Church	Duluth	MN	55803	2016	73	100	542
Faith United Lutheran Church	Iron	MN	55751	2016	73	125	250
Zion Lutheran Church	Milaca	MN	56353	2017	71	241	401
Bethany Lutheran Church	Cromwell	MN	55726	2017	70	150	217
Our Savior Lutheran Church	Outing	MN	56662	2017	70	100	157
Light Of The Cross Lutheran Church	Garrison	MN	56450	2017	69	190	258
Bethlehem Lutheran Church	Proctor	MN	55810	2016	69	90	297
Immanuel Lutheran Church	Mora	MN	55051	2017	68	193	336
First Lutheran Church	Pillager	MN	56473	2010	67	150	311
First Lutheran Church	Pillager	MN	56473	2010	67	150	311
Littlefork Lutheran Church	Littlefork	MN	56653	2017	66	300	456
Knife River Lutheran Church	Knife River	MN	55609	2017	63	100	219
Grace Lutheran Church	Sandstone	MN	55072	2017	60	134	222
Bethel Lutheran Church	Little Falls	MN	56345	2017	60	137	248
Bethany Lutheran Church	Deer River	MN	56636	2017	60	150	221
Elim Lutheran Church Of Blackhoof	Barnum	MN	55707	2015	60	120	374
Gethsemane Lutheran Church	Upsala	MN	56384	2017	59	120	326
St John Lutheran Church Of Cedar Brook	Aitkin	MN	56431	2017	59	122	161
Messiah Lutheran Church	Mountain Iron	MN	55768	2017	58	205	426
Faith Lutheran Church	Hoyt Lakes	MN	55750	2017	58	135	315
Lutsen Lutheran Church	Lutsen	MN	55612	2017	56	70	110
Bethel Lutheran Church	Brainerd	MN	56401	2017	55	100	198
Grace Lutheran Church	McGregor	MN	55760	2017	53	147	319
Bethel-Trinity Lutheran Church	Bovey	MN	55709	2017	52	92	109
Immanuel Lutheran Church	Hillman	MN	56338	2017	52	52	285
Trinity Lutheran Church	Cass Lake	MN	56633	2017	52	67	102
Bethlehem Lutheran Church - Twig	Saginaw	MN	55779	2017	50	30	280
St Mark's Lutheran Church	Aurora	MN	55705	2017	50	100	596
Trinity Lutheran Church	Hovland	MN	55606	2017	50	120	100
Zion Lutheran Church	Duluth	MN	55806	2015	50	75	265
Lutheran Church of the Holy Trinity	Duluth	MN	55806	2014	50	220	413
Our Savior Lutheran Church	Aurora	MN	55705	2017	48	247	247
Jesse Lake Lutheran Church	Talmoon	MN	56637	2017	47	47	100
Bethlehem Lutheran Church	Askov	MN	55704	2017	47	114	254
Zoar Lutheran Church	TOFTE	MN	55615	2009	46	59	106
Zoar Lutheran Church	Tofte	MN	55615	2009	46	59	106
Bethany Lutheran Church	Duluth	MN	55806	2014	46	110	182
Evangelical Lutheran Church	Babbitt	MN	55706	2017	45	133	202
Bethany Lutheran Church	Onamia	MN	56359	2017	45	40	186
Immanuel Lutheran Church	Proctor	MN	55810	2016	44	50	213
Bethel Lutheran Church	Palisade	MN	56469	2017	43	165	239
Bethlehem Lutheran Church	Aitkin	MN	56431	2017	42	70	148
Trinity Lutheran Church	Bruno	MN	55712	2007	42	0	130
Holy Trinity Lutheran Church	Kettle River	MN	55757	2010	41	86	161
Holy Trinity Lutheran Church	Kettle River	MN	55757	2010	41	86	161
Grace Community Church	Bigfork	MN	56628	2017	40	140	183
Zion Lutheran Church (Cloverdale)	Hinckley	MN	55037	2014	40	100	285

Average Attendance, Active Participants and Baptized Members, by Congregation, in 3E

<u>CongNameLC</u>	<u>City</u>	<u>State</u>	<u>ZipCode</u>	<u>Data</u> <u>Year</u>	<u>Average</u> <u>Attendance</u>	<u>Active</u> <u>Participants</u>	<u>Baptized</u> <u>Members</u>
Bethel Lutheran Church	Cloquet	MN	55720	2010	40	60	127
Bethel Lutheran Church	Cloquet	MN	55720	2010	40	60	127
Augustana Lutheran Church	Duluth	MN	55810	2006	40	0	128
Nashwauk Lutheran Church	Nashwauk	MN	55769	2015	40	75	314
Faith Lutheran Church	Duluth	MN	55804	2014	38	70	135
Bethany Lutheran Church	Remer	MN	56672	2017	37	40	134
Hope Lutheran Church	Embarrass	MN	55732	2017	36	100	205
Our Savior Lutheran Church	Federal Dam	MN	56641	2017	35	35	87
Emmanuel Lutheran Church	Sandstone	MN	55072	2017	35	35	108
Emanuel Lutheran Church	Bock	MN	56313	2015	35	70	138
Maple Hill Lutheran Church	Pine River	MN	56474	2014	34	51	132
Faith Lutheran Church	Sturgeon Lake	MN	55783	2010	33	60	106
Faith Lutheran Church	Sturgeon Lake	MN	55783	2010	33	60	106
Hope Lutheran Church	Grasston	MN	55030	2017	32	40	144
Our Saviour Lutheran Church	Two Harbors	MN	55616	2017	32	60	79
Faith Lutheran Church	Culver	MN	55779	2017	31	99	99
St John Lutheran Church	Saginaw	MN	55779	2017	31	45	45
Bethlehem Lutheran Church	Wright	MN	55798	2017	31	35	65
Rejoice Lutheran Church	East Gull Lake	MN	56401	2012	31	60	57
Congregation of the Good Shepherd	Keewatin	MN	55753	2017	30	60	14
Bethany Lutheran Church	Loman	MN	56654	2017	30	35	96
Faith Lutheran Church	Chisholm	MN	55719	2017	30	158	185
First Lutheran Church	Meadowlands	MN	55765	2017	29	50	139
Effie Fredheim Lutheran Church	Effie	MN	56639	2017	29	80	84
St Peter Lutheran Church	Canyon	MN	55717	2017	29	55	55
Bethesda Lutheran Church	Aitkin	MN	56431	2017	28	57	82
Faith Lutheran Church, Swanburg	Pine River	MN	56474	2017	27	40	219
Bethel Lutheran Church	Warba	MN	55793	2017	27	59	76
Immanuel Lutheran Church	Brookston	MN	55711	2017	25	25	46
St Paul Lutheran Church	Soudan	MN	55782	2014	25	25	90
New Hope Church of Lakewood	Duluth	MN	55804	2006	25	0	55
Holden Lutheran Church	Isle	MN	56342	2017	24	65	186
Zion Lutheran Church	Finland	MN	55603	2017	23	40	65
Carmel Lutheran Church	Jacobson	MN	55752	2017	22	50	78
Hope Lutheran Church	Toivola	MN	55765	2017	22	22	196
Holy Trinity Lutheran Church	Hibbing	MN	55746	2017	20	25	210
Zion Lutheran Church	McGrath	MN	56350	2017	20	25	72
Suomi Evangelical Lutheran Church	Deer River	MN	56636	2017	19	35	30
Bear River Lutheran Church	Cook	MN	55723	2017	18	18	49
First Lutheran Church	Buhl	MN	55713	2017	18	79	90
Swan Valley Lutheran Church	Motley	MN	56466	2014	18	37	108
Zion Lutheran Church	Boy River	MN	56672	2006	18	0	53
Zion Lutheran Church	Markville	MN	55072	2017	15	15	30
Bethlehem Lutheran Church	Backus	MN	56435	2017	12	12	37
Bethany Lutheran Church	Cushing	MN	56443	2017	7	138	138
Silverdale Lutheran Church	Silverdale	MN	55771	2017	0	0	0
Spirit Of God Lutheran Church	Duluth	MN	55806				
Cornerstone Lutheran Ministries	Wahkon	MN	56386				
Synod Averages					99	212	364